



Online Safety Policy

Written by	Miss S Hollywood
Date for review	September 2023
Signed by Headteacher	<i>Onmanaw</i>
Signed by SLT	<i>Hollywood</i>
Review Dates confirmed	

Contents

New York Primary School	3
1. Aims	3
2. Legislation and guidance	3
3. Roles and responsibilities	4
4. Educating pupils about online safety	6
5. Educating parents about online safety	6
6. Cyber-bullying	7
7. Acceptable use of the internet in school	8
8. Pupils using mobile devices in school	9
9. Staff using work devices outside school	9
10. How the school will respond to issues of misuse	9
11. Training	9
12. Monitoring arrangements	10
13. Links with other policies	10
Appendix 1: EYFS and KS1 acceptable use agreement (pupils and parents/carers)	11
Appendix 2: KS2, KS3 and KS4 acceptable use agreement (pupils and parents/carers)	13
Appendix 3: acceptable use agreement (staff, governors, volunteers and visitors)	18
Appendix 4: online safety training needs – self-audit for staff	19
Appendix 5: online safety incident report log	20

New York Primary School

Come as you are. Leave at your best.

1. Aims

Our school aims to:

- Have robust processes in place to ensure the online safety of pupils, staff, volunteers and governors
- Deliver an effective approach to online safety, which empowers us to protect and educate the whole school community in its use of technology, including mobile and smart technology (which we refer to as 'mobile phones')
- Establish clear mechanisms to identify, intervene and escalate an incident, where appropriate

The 4 key categories of risk

Our approach to online safety is based on addressing the following categories of risk:

- **Content** – being exposed to illegal, inappropriate or harmful content, such as pornography, fake news, racism, misogyny, self-harm, suicide, antisemitism, radicalisation and extremism
- **Contact** – being subjected to harmful online interaction with other users, such as peer-to-peer pressure, commercial advertising and adults posing as children or young adults with the intention to groom or exploit them for sexual, criminal, financial or other purposes
- **Conduct** – personal online behaviour that increases the likelihood of, or causes, harm, such as making, sending and receiving explicit images (e.g. consensual and non-consensual sharing of nudes and semi-nudes and/or pornography), sharing other explicit images and online bullying; and
- **Commerce** – risks such as online gambling, inappropriate advertising, phishing and/or financial scams

2. Legislation and guidance

This policy is based on the Department for Education's (DfE's) statutory safeguarding guidance, [Keeping Children Safe in Education](#), and its advice for schools on:

- [Teaching online safety in schools](#)
- [Preventing and tackling bullying](#) and [cyber-bullying: advice for headteachers and school staff](#)
- [Relationships and sex education](#)

- [Searching, screening and confiscation](#)

It also refers to the DfE's guidance on [protecting children from radicalisation](#).

It reflects existing legislation, including but not limited to the [Education Act 1996](#) (as amended), the [Education and Inspections Act 2006](#) and the [Equality Act 2010](#). In addition, it reflects the [Education Act 2011](#), which has given teachers stronger powers to tackle cyber-bullying by, if necessary, searching for and deleting inappropriate images or files on pupils' electronic devices where they believe there is a 'good reason' to do so.

The policy also takes into account the National Curriculum computing programmes of study.

3. Roles and responsibilities

3.1 The governing board

The governing board has overall responsibility for monitoring this policy and holding the headteacher to account for its implementation.

The governing board will co-ordinate regular meetings with appropriate staff to discuss online safety, and monitor online safety logs as provided by the designated safeguarding lead (DSL).

The governor who oversees online safety is John Spoor. Safeguarding Governor is Jill Sarsford

All governors will:

- Ensure that they have read and understand this policy
- Agree and adhere to the terms on acceptable use of the school's ICT systems and the internet (appendix 3)
- Ensure that online safety is a running and interrelated theme while devising and implementing their whole school or college approach to safeguarding and related policies and/or procedures
- Ensure that, where necessary, teaching about safeguarding, including online safety, is adapted for vulnerable children, victims of abuse and some pupils with special educational needs and/or disabilities (SEND). This is because of the importance of recognising that a 'one size fits all' approach may not be appropriate for all children in all situations, and a more personalised or contextualised approach may often be more suitable

3.2 The headteacher

The headteacher is responsible for ensuring that staff understand this policy, and that it is being implemented consistently throughout the school.

3.3 The designated safeguarding lead

Details of the school's designated safeguarding lead (DSL) deputies are set out in our child protection and safeguarding policy as well as relevant job descriptions.

The DSL takes lead responsibility for online safety in school, in particular:

- Supporting the headteacher in ensuring that staff understand this policy and that it is being implemented consistently throughout the school
- Working with the headteacher, ICT manager and other staff, as necessary, to address any online safety issues or incidents
- Managing all online safety issues and incidents in line with the school child protection policy
- Ensuring that any online safety incidents are logged (see appendix 5) and dealt with appropriately in line with this policy
- Ensuring that any incidents of cyber-bullying are logged and dealt with appropriately in line with the school behaviour policy
- Updating and delivering staff training on online safety (appendix 4 contains a self-audit for staff on online safety training needs)
- Liaising with other agencies and/or external services if necessary
- Providing regular reports on online safety in school to the headteacher and/or governing board

This list is not intended to be exhaustive.

3.4 The ICT manager

The ICT manager is responsible for:

- Putting in place an appropriate level of security protection procedures, such as filtering and monitoring systems, which are reviewed and updated on a regular basis to assess effectiveness and ensure pupils are kept safe from potentially harmful and inappropriate content and contact online while at school, including terrorist and extremist material
- Ensuring that the school's ICT systems are secure and protected against viruses and malware, and that such safety mechanisms are updated regularly
- Conducting a full security check and monitoring the school's ICT systems on a weekly basis
- Blocking access to potentially dangerous sites and, where possible, preventing the downloading of potentially dangerous files
- Ensuring that any online safety incidents are logged (see appendix 5) and dealt with appropriately in line with this policy
- Ensuring that any incidents of cyber-bullying are dealt with appropriately in line with the school behaviour policy

This list is not intended to be exhaustive.

3.5 All staff and volunteers

All staff, including contractors and agency staff, and volunteers are responsible for:

- Maintaining an understanding of this policy

- Implementing this policy consistently
- Agreeing and adhering to the terms on acceptable use of the school's ICT systems and the internet (appendix 3), and ensuring that pupils follow the school's terms on acceptable use (appendices 1 and 2)
- Working with the DSL to ensure that any online safety incidents are logged (see appendix 5) and dealt with appropriately in line with this policy
- Ensuring that any incidents of cyber-bullying are dealt with appropriately in line with the school behaviour policy
- Responding appropriately to all reports and concerns about sexual violence and/or harassment, both online and offline and maintaining an attitude of 'it could happen here'

This list is not intended to be exhaustive.

3.6 Parents

Parents are expected to:

- Notify a member of staff or the headteacher of any concerns or queries regarding this policy
- Ensure their child has read, understood and agreed to the terms on acceptable use of the school's ICT systems and internet (appendices 1 and 2)

Parents can seek further guidance on keeping children safe online from the following organisations and websites:

- What are the issues? – [UK Safer Internet Centre](#)
- Hot topics – [Childnet International](#)
- Parent resource sheet – [Childnet International](#)

3.7 Visitors and members of the community

Visitors and members of the community who use the school's ICT systems or internet will be made aware of this policy, when relevant, and expected to read and follow it. If appropriate, they will be expected to agree to the terms on acceptable use (appendix 3).

4. Educating pupils about online safety

- Pupils will be taught about online safety as part of the curriculum:

The text below is taken from the [National Curriculum computing programmes of study](#).

All schools have to teach:

- [Relationships education and health education](#) in primary schools

In **Key Stage 1**, pupils will be taught to:

- Use technology safely and respectfully, keeping personal information private
- Identify where to go for help and support when they have concerns about content or contact on the internet or other online technologies

Pupils in **Key Stage 2** will be taught to:

- Use technology safely, respectfully and responsibly
- Recognise acceptable and unacceptable behaviour
- Identify a range of ways to report concerns about content and contact

By the **end of primary school**, pupils will know:

- That people sometimes behave differently online, including by pretending to be someone they are not
- That the same principles apply to online relationships as to face-to-face relationships, including the importance of respect for others online including when we are anonymous
- The rules and principles for keeping safe online, how to recognise risks, harmful content and contact, and how to report them
- How to critically consider their online friendships and sources of information including awareness of the risks associated with people they have never met
- How information and data is shared and used online
- What sorts of boundaries are appropriate in friendships with peers and others (including in a digital context)
- How to respond safely and appropriately to adults they may encounter (in all contexts, including online) whom they do not know

The safe use of social media and the internet will also be covered in other subjects where relevant.

Where necessary, teaching about safeguarding, including online safety, will be adapted for vulnerable children, victims of abuse and some pupils with SEND.

5. Educating parents about online safety

The school will raise parents' awareness of internet safety in letters or other communications home, and in information via our website. This policy will also be shared with parents.

Online safety will also be covered during parents' evenings.

The school will let parents know:

- What systems the school uses to filter and monitor online use
- What their children are being asked to do online, including the sites they will be asked to access and who from the school (if anyone) their child will be interacting with online

If parents have any queries or concerns in relation to online safety, these should be raised in the first instance with the headteacher and/or the DSL.

Concerns or queries about this policy can be raised with any member of staff or the headteacher.

6. Cyber-bullying

6.1 Definition

Cyber-bullying takes place online, such as through social networking sites, messaging apps or gaming sites. Like other forms of bullying, it is the repetitive, intentional harming of 1 person or group by another person or group, where the relationship involves an imbalance of power. (See also the school behaviour policy.)

6.2 Preventing and addressing cyber-bullying

To help prevent cyber-bullying, we will ensure that pupils understand what it is and what to do if they become aware of it happening to them or others. We will ensure that pupils know how they can report any incidents and are encouraged to do so, including where they are a witness rather than the victim.

The school will actively discuss cyber-bullying with pupils, explaining the reasons why it occurs, the forms it may take and what the consequences can be. Class teachers will discuss cyber-bullying with their classes.

Teaching staff are also encouraged to find opportunities to use aspects of the curriculum to cover cyber-bullying. This includes personal, social, health and economic (PSHE) education, and other subjects where appropriate.

All staff, governors and volunteers (where appropriate) receive training on cyber-bullying, its impact and ways to support pupils, as part of safeguarding training (see section 11 for more detail).

The school also sends information/leaflets on cyber-bullying to parents so that they are aware of the signs, how to report it and how they can support children who may be affected.

In relation to a specific incident of cyber-bullying, the school will follow the processes set out in the school behaviour policy. Where illegal, inappropriate or harmful material has been spread among pupils, the school will use all reasonable endeavours to ensure the incident is contained.

The DSL will report the incident and provide the relevant material to the police as soon as is reasonably practicable, if they have reasonable grounds to suspect that possessing that material is illegal. They will also work with external services if it is deemed necessary to do so.

6.3 Examining electronic devices

The headteacher, and any member of staff authorised to do so by the headteacher (as set out in your behaviour policy – adapt to e.g. specify which staff are authorised), can carry out a search and confiscate any electronic device that they have reasonable grounds for suspecting:

- Poses a risk to staff or pupils, and/or
- Is identified in the school rules as a banned item for which a search can be carried out, and/or
- Is evidence in relation to an offence

Before a search, the authorised staff member will:

- Make an assessment of how urgent the search is, and consider the risk to other pupils and staff
- Explain to the pupil why they are being searched, how the search will happen, and give them the opportunity to ask questions about it
- Seek the pupil's cooperation

Authorised staff members may examine, and in exceptional circumstances erase, any data or files on an electronic device that they have confiscated where they believe there is a 'good reason' to do so.

When deciding whether there is a 'good reason' to examine data or files on an electronic device, the staff member should reasonably suspect that the device has, or could be used to:

- Cause harm, and/or
- Undermine the safe environment of the school or disrupt teaching, and/or
- Commit an offence

If inappropriate material is found on the device, it is up to the staff member in conjunction with the DSL / headteacher to decide on a suitable response. If there are images, data or files on the device that staff reasonably suspect are likely to put a person at risk, they will first consider the appropriate safeguarding response.

When deciding if there is a good reason to erase data or files from a device, staff members will consider if the material may constitute evidence relating to a suspected offence. In these instances, they will not delete the material and the device will be handed to the police as soon as reasonably practicable. If the material is not suspected to be evidence in relation to an offence, staff members may delete it if:

- They reasonably suspect that its continued existence is likely to cause harm to any person, and/or
- The pupil and/or the parent refuses to delete the material themselves

If a staff member **suspects** a device **may** contain an indecent image of a child (also known as a nude or semi-nude image), they will:

- **Not** view the image
- Confiscate the device and report the incident to the DSL (or equivalent) immediately, who will decide what to do next. The DSL will make the decision in line with the DfE's latest guidance on [screening, searching and confiscation](#) and the UK Council for Internet Safety (UKCIS) guidance on [sharing nudes and semi-nudes: advice for education settings working with children and young people](#)

Any searching of pupils will be carried out in line with:

- The DfE's latest guidance on [searching, screening and confiscation](#)
- UKCIS guidance on [sharing nudes and semi-nudes: advice for education settings working with children and young people](#)
- Our behaviour policy

Any complaints about searching for or deleting inappropriate images or files on pupils' electronic devices will be dealt with through the school complaints procedure.

7. Acceptable use of the internet in school

All pupils, parents, staff, volunteers and governors are expected to sign an agreement regarding the acceptable use of the school's ICT systems and the internet (appendices 1 to 3). Visitors will be expected to read and agree to the school's terms on acceptable use if relevant.

Use of the school's internet must be for educational purposes only, or for the purpose of fulfilling the duties of an individual's role.

We will monitor the websites visited by pupils, staff, volunteers, governors and visitors (where relevant) to ensure they comply with the above.

More information is set out in the acceptable use agreements in appendices 1 to 3.

8. Pupils using mobile devices in school

Pupils in Year 5 & 6 may bring mobile devices into school – they are then stored in a locked cupboard until the end of the day, but are not permitted to use them during day.

Any use of mobile devices in school by pupils must be in line with the acceptable use agreement (see appendices 1 and 2).

Any breach of the acceptable use agreement by a pupil may trigger disciplinary action in line with the school behaviour policy, which may result in the confiscation of their device.

9. Staff using work devices outside school

All staff members will take appropriate steps to ensure their devices remain secure. This includes, but is not limited to:

- Keeping the device password-protected – strong passwords are at least 8 characters, with a combination of upper and lower-case letters, numbers and special characters (e.g. asterisk or currency symbol)
- Ensuring their hard drive is encrypted – this means if the device is lost or stolen, no one can access the files stored on the hard drive by attaching it to a new device
- Making sure the device locks if left inactive for a period of time

- Not sharing the device among family or friends
- Installing anti-virus and anti-spyware software
- Keeping operating systems up to date by always installing the latest updates

Staff members must not use the device in any way which would violate the school's terms of acceptable use, as set out in appendix 3.

Work devices must be used solely for work activities.

If staff have any concerns over the security of their device, they must seek advice from the ICT manager.

10. How the school will respond to issues of misuse

Where a pupil misuses the school's ICT systems or internet, we will follow the procedures set out in our policies on behaviour and ICT and internet acceptable use policies. The action taken will depend on the individual circumstances, nature and seriousness of the specific incident, and will be proportionate.

Where a staff member misuses the school's ICT systems or the internet, or misuses a personal device where the action constitutes misconduct, the matter will be dealt with in accordance with the staff code of conduct. The action taken will depend on the individual circumstances, nature and seriousness of the specific incident.

The school will consider whether incidents which involve illegal activity or content, or otherwise serious incidents, should be reported to the police.

11. Training

All new staff members will receive training, as part of their induction, on safe internet use and online safeguarding issues including cyber-bullying and the risks of online radicalisation.

All staff members will receive refresher training at least once each academic year as part of safeguarding training, as well as relevant updates as required (for example through emails, e-bulletins and staff meetings).

By way of this training, all staff will be made aware that:

- Technology is a significant component in many safeguarding and wellbeing issues, and that children are at risk of online abuse
- Children can abuse their peers online through:
 - o Abusive, harassing, and misogynistic messages
 - o Non-consensual sharing of indecent nude and semi-nude images and/or videos, especially around chat groups
 - o Sharing of abusive images and pornography, to those who don't want to receive such content

- Physical abuse, sexual violence and initiation/hazing type violence can all contain an online element

Training will also help staff:

- Develop better awareness to assist in spotting the signs and symptoms of online abuse
- Develop the ability to ensure pupils can recognise dangers and risks in online activity and can weigh up the risks
- Develop the ability to influence pupils to make the healthiest long-term choices and keep them safe from harm in the short term

The DSL and deputies will undertake child protection and safeguarding training, which will include online safety, at least every 2 years. They will also update their knowledge and skills on the subject of online safety at regular intervals, and at least annually.

Governors will receive training on safe internet use and online safeguarding issues as part of their safeguarding training.

Volunteers will receive appropriate training and updates, if applicable.

More information about safeguarding training is set out in our child protection and safeguarding policy.

12. Monitoring arrangements

The DSL logs behaviour and safeguarding issues related to online safety. An incident report log can be found in appendix 5.

This policy will be reviewed every year by the strategic computing lead. At every review, the policy will be shared with the governing board. The review (such as the one available [here](#)) will be supported by an annual risk assessment that considers and reflects the risks pupils face online. This is important because technology, and the risks and harms related to it, evolve and change rapidly.

13. Links with other policies

This online safety policy is linked to our:

- Child protection and safeguarding policy
- Behaviour policy
- Staff disciplinary procedures
- Data protection policy and privacy notices
- Complaints procedure
- ICT and internet acceptable use policy

Appendix 1: EYFS and KS1 acceptable use agreement (pupils and parents/carers)



EYFS Acceptable Use Agreement

Staying safe when you are using the computer or a tablet is very important. These rules will help to keep you safe. Your teacher will explain them to you and you can discuss them in class. Once you have understood them, you can put your name at the bottom of the sheet and we will give you a copy to take home.

<p>I ask before I use a tablet, computer or camera.</p> 	<p>I always hold tablets very carefully, the way my teacher has shown me.</p> 
<p>I only tap or click on things that I have been shown by a teacher.</p> 	<p>I will tell a trusted adult if something upsets me.</p> 

Child's name:

I will follow the rules.



I will not follow the rules.





New York
Primary School







Come as you are. Leave at your best.









KSI Acceptable Use Agreement

At New York Primary School, we make sure that everyone feels safe in school at all times. Staying safe when you are using the computer and on the Internet - whether at home or at school - is very important too. These rules will help to keep you safe. Your teacher will explain them to you and you can discuss them in class. Once you have understood them, you can put your name at the bottom of the sheet and we will give you a copy to take home.

To stay **SAFE** online and on my devices, I follow the Digital 5 A Day and:

		
<p>I will only use school computers or tablets when a trusted adult says so.</p>	<p>If there is a problem with a school computer or tablet I will tell a trusted adult straight away.</p>	<p>I only open apps & activities, sites & games that a trusted adult has told or allowed me to use.</p>
		
<p>I will only use my own login and password and I will not tell anyone else what it is.</p>	<p>I will look out for my friends and tell someone if they need help.</p>	<p>I know that I must tell a trusted adult if I see something on a screen that upsets me, or I am unsure of.</p>

		
<p>I will always check before sharing any personal information</p>	<p>I know people online aren't always who they say they are.</p>	<p>I don't keep secrets or do dares and challenges just because someone tells me I have to.</p>
		
<p>I am always polite, kind and respectful when I post online.</p> <p>I know anything I do online can be shared and may stay online forever.</p>	<p>I will learn the school's SMART rules to help me to stay safe online.</p>	<p>If I break these rules I know I may be stopped from using the internet and/or computers.</p>

I agree to follow the rules to help myself and others to stay safe when using computers and the internet.

Child's name:	
Class:	
My trusted adults are:	
Date:	

Appendix 2: KS2 acceptable use agreement (pupils and parents/carers)



KS2 Acceptable Use Agreement

At New York Primary School, we make sure that everyone feels safe in school at all times. Staying safe when you are using the computer and on the internet - whether at home or at school - is very important too. These rules will help to keep you safe. Your teacher will explain them to you and you can discuss them in class. Once you have understood them, you can put your name at the bottom of the sheet and we will give you a copy to take home and share with your trusted adults.

To stay **SAFE online and on my devices**, I follow the Digital 5 A Day and:

Computing Equipment

I learn online - I use the school's internet, devices and logins for schoolwork, homework and other activities to learn and have fun. All school devices and systems are monitored, including when I'm using them at home.

I ask permission - At home or school, I only use the devices, apps, sites and games I am allowed to and when I am allowed to.

I am a researcher online - I use safe search tools approved by my trusted adults. I know I can't believe everything I see online, know which sites to trust, and know how to double check information I find. If I am not sure, I ask a trusted adult.

I am creative online - As well as looking at things from other people on apps, sites and games, I also get creative to learn and make things, and I remember my Digital 5 A Day.

I communicate and collaborate online - with people I already know and have met in real life or that a trusted adult knows about.

Privacy and Security

I am a secure online learner - I keep my passwords to myself and reset them if anyone finds them out. Friends don't share passwords!

I follow age rules - 13+ games and apps aren't good for me so I don't use them - they may be scary, violent or unsuitable. 18+ games are not more difficult but very unsuitable.

I am private online - I only give out private information if a trusted adult says it's okay. This might be my address, phone number, location or anything else that could identify me or my family and friends; if I turn on my location, I will remember to turn it off again.

I am careful what I share and protect my online reputation - I know anything I do can be shared and might stay online forever (even on Snapchat or if I delete it).

I know new online friends might not be who they say they are - I am careful when someone wants to be my friend. Unless I have met them face to face, I can't be sure who they are.

I check with a parent/carer before I meet an online friend the first time; I never go alone.

I don't do live videos (livestreams) on my own - and always check if it is allowed. I check with a trusted adult before I video chat with anybody for the first time.

I keep my body to myself online - I never get changed or show what's under my clothes when using a device with a camera. I remember my body is mine and no-one should tell me what to do with it; I don't send any photos or videos without checking with a trusted adult.

I say no online if I need to - I don't have to do something just because someone dares or challenges me to do it, or to keep a secret. If I get asked anything that makes me worried, upset or just confused, I should say no, stop chatting and tell a trusted adult immediately.

I tell my parents/carers what I do online - they might not know the app, site or game, but they can still help me when things go wrong, and they want to know what I'm doing.

Copyright

I respect people's work - I only edit or delete my own digital work and only use words, pictures or videos from other people if I have their permission or if it is copyright free or has a Creative Commons licence.

Communication and Online Relationships

- Before I share, post or reply to anything online, I will T.H.I.N.K.

T = is it true?

H = is it helpful?

I = is it inspiring?

N = is it necessary?

K = is it kind?

I am a friend online - I won't share or say anything that I know would upset another person or they wouldn't want shared. If a friend is worried or needs help, I remind them to talk to an adult, or even do it for them.

I am not a bully - I know just calling something banter doesn't make it ok as it could become bullying. I do not post, make or share unkind, hurtful or rude messages/comments and if I see it happening, I will tell my trusted adults.

I am careful what I click on - I don't click on unexpected links or popups, and only download or install things when I know it is safe or has been agreed by trusted adults. Sometimes app add-ons can cost money, so it is important I always check.

I ask for help if I am scared or worried - I will talk to a trusted adult if anything upsets me or worries me on an app, site or game - it often helps. If I get a funny feeling, I talk about it.

I behave the same way on devices as face to face in the classroom, and so do my teachers - If I get asked to do anything that I would find strange in school, I will tell a trusted adult.

I know it's not my fault if I see or someone sends me something bad - I won't get in trouble, but I mustn't share it. Instead, I will tell a trusted adult. If I make a mistake, I don't try to hide it but ask for help.

I am a rule-follower online - I know that apps, sites and games have rules on how to behave, and some have age restrictions. I follow the rules, block bullies and report bad behaviour, at home and at school.

I am part of a community - I do not make fun of anyone or exclude them because they are different to me. If I see anyone doing this, I tell a trusted adult and/or report it.

I have read and understood this agreement.

If I have any questions I will speak to a trusted adult; at school that includes

Outside school, my trusted adults are _____

I know I can also get in touch with Childline

SMART Rules

- I will learn the school's SMART rules to keep myself safe inside and outside of school.



Online Safety

Follow the SMART rules to stay safe online

S

Stay **safe** online by not sharing personal information



M

Do not **meet** anyone who you have only made friends with online



A

Do not **accept** messages or friend requests from strangers



R

Not everything online is **reliable**. Some people online are strangers and may try and trick us



T

Tell an adult you trust if anything happens online that you don't like



Child's name:	Signature:
Class:	Date:

Parent / Carer Acceptable Use Agreement



Online Safety Checklist for Parents

Following this simple checklist will help you to start to protect your children online through decreasing any potential risks and helping them to manage their use of technology in a safe and healthy way.



I have asked my child to show me the sites that they use.

This gives your child an opportunity to include you in their online life and social activity. Show an interest and take note of the names of their favourite sites. You can then re-visit these when you are alone. Take your time and explore the space, find out how to set the safety features and learn how to report any issues directly to the site.



I have asked my child to set their profile settings to private.

Social networking sites are used by children to share information, photos and just about everything they do! Encourage your child to set their privacy settings to private. They need to think about the information they post online as it could be copied and pasted anywhere without their permission. If it got into the wrong hands, somebody may wish to use it against them or worst of all try to locate them in the real world.



I have set appropriate parental controls on my child's computer, mobile and games console.

Filters on computers and mobiles can prevent your child from viewing inappropriate and possibly illegal content. You can activate and change levels depending on your child's age and abilities. You can also set time restrictions for using the internet or games. Many of the Online Safety tools that we have provided links to on our website provide more information how to set up parental controls on different devices.



I have agreed screen time boundaries with my child.

Screen time can provide highly beneficial educational, creative and social experiences for your child. However, too much screen time can lead to negative effects on your child's physical, mental and emotional health. Setting boundaries can reduce the impact of the negative effects and including your child in the process means that they are more likely to respect these boundaries.



My child has agreed to tell me if they are worried about something online.

Sometimes children get into situations online where they don't feel comfortable or see something they don't want to see. By opening up the communications channel and talking to your child about the internet, their favourite sites and the risks they may encounter, they are more likely to turn to you if they are concerned about something.



I know where to get help if I'm concerned about my child.

The websites that we have provided links to on our school website, offer a range of information and advice for parents with concerns about their child's online presence. Please remember that we are also here to provide support. We frequently share information on our Twitter page and will keep parents updated about opportunities for Online Safety training.

Appendix 3: acceptable use agreement (staff, governors, volunteers and visitors)

ACCEPTABLE USE OF THE SCHOOL'S ICT SYSTEMS AND INTERNET: AGREEMENT FOR STAFF, GOVERNORS, VOLUNTEERS AND VISITORS

Name of staff member/governor/volunteer/visitor:

When using the school's ICT systems and accessing the internet in school, or outside school on a work device (if applicable), I will not:

- Access, or attempt to access inappropriate material, including but not limited to material of a violent, criminal or pornographic nature (or create, share, link to or send such material)
- Use them in any way which could harm the school's reputation
- Access social networking sites or chat rooms
- Use any improper language when communicating online, including in emails or other messaging services
- Install any unauthorised software, or connect unauthorised hardware or devices to the school's network
- Share my password with others or log in to the school's network using someone else's details
- Take photographs of pupils without checking with teachers first
- Share confidential information about the school, its pupils or staff, or other members of the community
- Access, modify or share data I'm not authorised to access, modify or share
- Promote private businesses, unless that business is directly related to the school

I will only use the school's ICT systems and access the internet in school, or outside school on a work device, for educational purposes or for the purpose of fulfilling the duties of my role.

I agree that the school will monitor the websites I visit and my use of the school's ICT facilities and systems.

I will take all reasonable steps to ensure that work devices are secure and password-protected when using them outside school, and keep all data securely stored in accordance with this policy and the school's data protection policy.

I will let the designated safeguarding lead (DSL) and ICT manager know if a pupil informs me they have found any material which might upset, distress or harm them or others, and will also do so if I encounter any such material.

I will always use the school's ICT systems and internet responsibly, and ensure that pupils in my care do so too.

Signed (staff member/governor/volunteer/visitor):

Date:

Appendix 4: online safety training needs – self-audit for staff - conducted via Google Form

ONLINE SAFETY TRAINING NEEDS AUDIT	
Name of staff member/volunteer:	Date:
Question	Yes/No (add comments if necessary)
Who is the named person who has lead responsibility for online safety in school?	
Are you aware of the ways pupils can abuse their peers online?	
What you must do if a pupil approaches you with a concern or issue?	
Are you familiar with the school's acceptable use agreement for staff, volunteers, governors and visitors?	
Are you familiar with the school's acceptable use agreement for pupils and parents?	
Do you regularly change your password for accessing the school's ICT systems?	
Are you familiar with the school's approach to tackling cyber-bullying?	
Are there any areas of online safety in which you would like training/further training?	

Appendix 5: online safety incident report log

ONLINE SAFETY INCIDENT LOG				
Date	Where the incident took place	Description of the incident	Action taken	Name and signature of staff member recording the incident