









Spring 2 Week2 Home Learning Tasks

<div style="text-align: center;">  <p>Maths</p> </div> <p>Monday - factors and multiples</p> <p>Tuesday - measurement of capacity</p> <p>Wednesday - classifying 2D shapes</p> <p>Thursday - equivalent fractions, decimals and percentages</p> <p>practice your 8 times tables at the start of every maths lesson you do. See if you can time yourself and get faster at saying them every day.</p> <div style="border: 1px solid orange; padding: 5px; margin-top: 10px;"> <p style="text-align: center; color: orange; font-weight: bold;">8 times table</p> <p>1 x 8 = 8 2 x 8 = 16 3 x 8 = 24 4 x 8 = 32 5 x 8 = 40 6 x 8 = 48 7 x 8 = 56 8 x 8 = 64 9 x 8 = 72 10 x 8 = 80 11 x 8 = 88 12 x 8 = 96</p> <p style="text-align: center; font-size: small;">Timestables.com</p> </div>	<div style="text-align: center;"> <p>Science</p>  </div> <p>In this lesson, we will be looking at classifying living things using their characteristics. Watch the video to help you and create a leaf and tree diagram.</p>	<div style="text-align: center;">  <p>English</p> </div> <p>Monday - In today's lesson, you are going to create a list of all the features of an informal letter. You will then read a real life letter from a soldier who died in action in 1917.</p> <p>Tuesday - You will learn all about trenches and what the names and functions for each part were. You will then label a diagram of a trench.</p> <p>Wednesday - You will learn all about censorship and what it was. In World War I, many soldiers had their letters censored and you are going to have a go at censoring your own letters.</p> <p>Thursday - Hot write - imagine you are in the trenches. Write an uncensored letter to someone back home with as much detail as you can about what life in the trenches is like.</p> <p>Friday - Pobble picture - use the picture to improve the sentences and write you own story about the girl in the trench.</p> <p>Spellings Sir link a lot:</p> <table style="width: 100%; border: none;"> <tr> <td style="width: 50%;">Group 1</td> <td style="width: 50%;">Group 2</td> </tr> <tr> <td>accessories</td> <td>road and rode</td> </tr> <tr> <td>business</td> <td>sea and see</td> </tr> <tr> <td>calendar</td> <td>their and there</td> </tr> <tr> <td>cemetery</td> <td></td> </tr> <tr> <td>comfortable</td> <td></td> </tr> </table>	Group 1	Group 2	accessories	road and rode	business	sea and see	calendar	their and there	cemetery		comfortable	
Group 1	Group 2													
accessories	road and rode													
business	sea and see													
calendar	their and there													
cemetery														
comfortable														
<div style="text-align: center;"> <p>MUSIC</p> </div> <p>https://classroom.thenational.academy/lessons/composing-a-body-percussion-piece-6nk38d</p> <p>In this lesson, we will be using body percussion to create a piece of music.</p>	<div style="text-align: center;">  <p>French</p> </div> <p>Brain warm up - numbers 40-60 and modes of transport</p> <p>This half term we will be looking at what is in a French town. Uae last week's knowledge and the verbs word bank to write what you can do in a French town.</p>	<div style="text-align: center;">  <p>Art</p> </div> <p>This half term we will be working towards drawing a portrait of a World War I soldier. In today's lesson we will be practising drawing eyes using step-by step instructions and video tutorials.</p>												
<div style="text-align: center;">  <p>PE</p> </div> <p>Monday - we are entering a school competition against other schools and against year 5! Complete the 4 tasks on the Boccia sheet and send us your scores.</p> <p>Thursday - Have a go at some of the games on the task sheet. Our topic for this half term is badminton so see if you can have a balloon rally with someone in your house!</p>	<div style="text-align: center;"> <p>History</p>  </div> <p>In today's history lesson, you will learn about the role of the British Empire in World War I and how other countries helped Great Britain. You are then going to create a graph to show the number of soldiers from different countries who fought in WWI.</p>	<div style="text-align: center;">  <p>RE</p> </div> <p>Using the famous last supper image from Leonardo DaVinci and answer the questions about what the thoughts and feelings are of the people in it.</p>												