








Week 5 Home Learning Tasks - Year 6

 <p>Maths</p> <p>Monday - scale factors</p> <p>Tuesday - time</p> <p>Wednesday - converting measurements of length</p> <p>Thursday - add and subtract decimals</p> <p>Practice your 6 times tables at the start of every maths lesson. See if you can time yourself and get faster at saying and writing them every day.</p> <div data-bbox="676 491 872 810" style="border: 1px solid black; padding: 5px; background-color: #fff9c4;"> <p>6 times table</p> <p>1 x 6 = 6 2 x 6 = 12 3 x 6 = 18 4 x 6 = 24 5 x 6 = 30 6 x 6 = 36 7 x 6 = 42 8 x 6 = 48 9 x 6 = 54 10 x 6 = 60 11 x 6 = 66 12 x 6 = 72</p> <p><small>Timestables.com</small></p> </div>	<p>Science</p>  <p>https://classroom.thenational.academy/lessons/how-do-we-see-light-cn3ac</p> <p>In this lesson, we will learn the steps that take place when we see an object. We will draw diagrams to show how we see; we will learn the different parts and functions of the human eye; and we will learn why people wear glasses and sunglasses. In this lesson you will need a piece of paper, a pencil and a ruler.</p>	<p>(ABC) English</p> <p>Monday - Plan persuasive advert for Victorian Invention</p> <p>Tuesday - Write persuasive advert for Victorian invention (Hot write)</p> <p>Wednesday - Reciprocal reading - Poem The Crayon Box That Talked.</p> <p>Thursday - Draw a story map for the poem.</p> <p>Friday - Innovate the poem using your story map.</p> <p>Sir link a lot spellings</p> <table border="0"> <tr> <td>Group 1</td> <td>Group 2</td> </tr> <tr> <td>February</td> <td>a lot</td> </tr> <tr> <td>gauge</td> <td>answer</td> </tr> <tr> <td>government</td> <td>author</td> </tr> <tr> <td>guarantee</td> <td>argument</td> </tr> <tr> <td>immediately</td> <td></td> </tr> </table>	Group 1	Group 2	February	a lot	gauge	answer	government	author	guarantee	argument	immediately	
Group 1	Group 2													
February	a lot													
gauge	answer													
government	author													
guarantee	argument													
immediately														
<p>Music</p> <p>https://classroom.thenational.academy/lessons/exploring-different-sounds-c9k3gc</p> <p>In this lesson, we are going to explore different rhythms in percussive music.</p>	 <p>French</p> <p>Brain warm up - match the animals to the French name</p> <p>Task - Recap on the names of the rooms in the house and the objects inside. Write down what is in each room using the picture mat to help.</p>	 <p>Art</p> <p>We are going to look at how William Morris created his prints and then design our own ready to paint and print next week. You will need:</p> <ul style="list-style-type: none"> ■ Pencil ■ Paper ■ Cardboard ■ Scissors ■ Glue <p>If you don't have these things ready today, you can draw your design and then create it later in the week.</p>												
 <p>PE</p> <p>Monday - hunt the hats card, ask a family member to hide 10 objects around the house, how fast can you find them?</p> <p>Thursday - burpees challenge have a go at this challenge card, can you get gold silver or bronze?</p>	<p>History</p>  <p>In this history lesson, you are going to find out all about the Industrial Revolution and how it was a significant turning point in Britain.</p> <p>Your task is to think about the impact that the Industrial Revolution had on our lives and list the positives and negatives.</p>	 <p>RE</p> <p>Create a poster with how we could care for the environment.</p> <p>Use religious quotes to help you.</p>												