



























	9.00-9.45	10.00-10.45	10.45-11.15	11.15-12.00	12.00-1.00	1.00-1.45	2.00-2.45	2.45-3.15
Monday								Daily Learning Tasks
Tuesday								Daily Learning Tasks
Wednesday								Daily Learning Tasks
Thursday								Daily Learning Tasks
Friday							PLZ	Daily Learning Tasks

Monday



Subject	Learning Focus	Activity
	To be able to solve division problems using concrete objects.	<p>Watch our Maths lesson video.</p> <p>Watch the video and answer the questions using objects from your home. Email photographs to show me what you can do.</p>
	To make a prediction.	<p>To practice your sounds, watch the daily speed sound video.</p> <p>Open Read Write Inc PDF: Read the title and look at the pictures on the front cover of your Read Write Inc. book. Make a prediction about what might happen in this story.</p> <p>Now read your story and find out if you were correct.</p>
	To be able to clarify new vocabulary.	<p>Watch our English lesson video.</p> <p>https://www.youtube.com/watch?v=PaNzTzum.ZkQ</p> <p>Our class story this half term is Charlie and the Chocolate Factory. Listen to the first two chapters of the book.</p> <p>Write a sentence to clarify the meaning of each of the words taken from the first two chapters.</p> <p>Clarify - nibble, iron, huddled, cold drafts, slab of chocolate</p> <p>Challenge: Make a prediction. What do you predict will happen in the next chapter?</p>
	To practice my basic skills.	Complete your 5 a day. We have set you a challenge too!

	<p>To be able to spell the months of the year.</p>	<p>Watch our Spelling lesson video. Practice your spellings every day ready for your spelling test on Friday. https://www.youtube.com/watch?v=-d3jkbPlxc8</p>
---	--	---





Tuesday

Subject	Learning Focus	Activity
	<p>To be able to solve division maths problems using pictorial representations.</p>	<p>Watch our Maths lesson video. Watch the video and answer the questions from the video. Copy and complete questions into box and draw pictures to help you solve the maths stories.</p>
	<p>To read with fluency.</p>	<p>To practice your sounds, watch the daily speed sound video. We need to read the same story lots of times to help us read words without sounding them out. If there were any words that you needed to sound out yesterday, see if you can read them fluently today. Now you have read the story, clarify some of the words from the story. Write the words and what they mean.</p>
	<p>To be able to write instructions.</p>	<p>Watch our English lesson video. This half term we will be learning how to write instructions. At the start of every new topic we complete a cold piece of writing. This helps us to see what you can do by yourself and find out what to teach you to help you improve your writing.</p>







		Write a set of instructions explaining how to make a Christmas decoration.
	To think about where I belong.	https://www.youtube.com/watch?v=GEWROuz068w Draw a picture of your family at the top of your page. We all belong with our family. How do we know that we belong there? What do our family do for us that lets us know that we belong there? Make a list of all of these things under your picture. e.g. I belong with my family because they love me. I belong with my family because . . .
	To draw cartoon eyes and noses in the style of Quentin Blake.	Watch our Art lesson video. My turn, your turn, practice drawing different types of eyes and noses into your books. Choose your favourite eyes and nose and draw a cartoon face of your own. We will be using everything that we learn to create our own characters later this half term.
Today is online safety day. Please share the following link with your child to discuss how to stay safe online. https://www.saferinternet.org.uk/safer-internet-day/safer-internet-day-2021/i-am-educator/safer-internet-day-films/films-5-11-year		

Wednesday

Subject	Learning Focus	Activity
	<p>To be able to solve division problems.</p>	<p>Watch the online video. Answer the questions in your book. Write the maths story and draw the groups to support your learning.</p>
	<p>To be able to use a familiar text to answer questions.</p>	<p>To practice your sounds, watch the daily speed sound video. Open Read Write Inc PDF: Re-read your book. Answer the questions into your book using whole sentences.</p>
	<p>To be able to orally rehearse my writing.</p>	<p>Watch the video online. In your book, create a story map to help memorise the instructions 'How to Make Mint Fizz Wangler'.</p>
	<p>To be able to develop balance, coordination and agility.</p>	<p>Catch up with this morning's PE with Joe session if you didn't have a chance this morning using the link below. https://www.youtube.com/user/thebodycoach1</p>
	<p>To be able to experiment with and create a rhythm.</p>	<p>Follow the link below and watch the video. Challenge yourself and come up with your own rhythms and clapping the syllables. https://www.bbc.co.uk/bitesize/topics/zk86qfr/articles/zqtm8hv</p>

Thursday

Subject	Learning Focus	Activity
	<p>To be able to solve division maths stories.</p>	<p>Watch the online video. Answer the questions in your book using today's method. If you need to, draw the pictures to support but challenge yourself to solve the questions without them. These questions may look familiar but remember we need to learn lots of different methods to support our learning.</p>
	<p>To be able to summarise a story into key points.</p>	<p>To practice your sounds, watch the daily speed sound video. Open Read Write Inc PDF: Re-read your book. Summarise the story into what happens at the start, what happens in the middle and what happens at the end. Write this into your book.</p>
	<p>To be able to represent data.</p>	<p>Watch the video link. https://www.bbc.co.uk/bitesize/clips/zg4d2hv This half term we will undertake lots of different investigations. Today's investigation is to find how many of each coloured jelly bean is in a pack. Watch the video showing what a pictogram is. Use your maths book to create a simple pictogram showing how many of each colour jelly bean are in a packet. If you don't have any jellybeans, you could create a pictogram showing how many different coloured lego blocks you have in a random handful or how many coloured pegs you have in a basket.</p>
	<p>To be able to answer basic skills questions.</p>	<p>Complete your 5 a day on Doodle Maths. Complete the additional tasks as set by your teacher. Good luck!</p>







To be able
to consider
ways to
stay safe.

Follow the link below.

<https://classroom.thenational.academy/lessons/playing-together-but-apart-6hh32c>

Create a poster or instruction sheet outlining the rules of your new game. I would love to see lots of photos of you playing this game with your siblings or grown ups.

Friday

Subject	Learning Focus	Activity
	To be able to create a simple animation.	<p>https://www.abcya.com/games/animate Follow the above link. Can you create your own animation showing Charlie from Charlie and the Chocolate Factory eating his bar of chocolate.</p>
	To be able to solve maths questions mentally.	<p>Watch the online video. Answer the maths questions into your book. Tick your answers with me.</p>
	To be able to explore the seven continents.	<p>Follow the link below. https://www.bbc.co.uk/bitesize/articles/zw7gsk7 Watch the videos and complete the quiz. You will find all of the answers in the videos. Let me know how you got on!</p>
	To be able to spell high frequency words.	<p>Watch the online video. Complete this week's spelling test. Good luck!</p>
PLZ	Well done- you have completed all of this week's learning tasks, enjoy your reward time using your favourite toys from home.	