










## Week 3 Home Learning Tasks

<div style="text-align: center;">   <b>Maths</b> </div> <p>Monday - algebra            Tuesday - coordinates            Wednesday - line graphs            Thursday - linear sequencing            Friday - maths meeting</p> <p>practice your 4 times tables at the start of every maths lesson you do. See if you can time yourself and get faster at saying them every day.</p> <div style="border: 1px solid black; padding: 5px; width: fit-content; margin: 10px auto;"> <p style="text-align: center; margin: 0;"><b>4 times table</b></p> <p style="margin: 0;">1 x 4 = 4</p> <p style="margin: 0;">2 x 4 = 8</p> <p style="margin: 0;">3 x 4 = 12</p> <p style="margin: 0;">4 x 4 = 16</p> <p style="margin: 0;">5 x 4 = 20</p> <p style="margin: 0;">6 x 4 = 24</p> <p style="margin: 0;">7 x 4 = 28</p> <p style="margin: 0;">8 x 4 = 32</p> <p style="margin: 0;">9 x 4 = 36</p> <p style="margin: 0;">10 x 4 = 40</p> <p style="margin: 0;">11 x 4 = 44</p> <p style="margin: 0;">12 x 4 = 48</p> <p style="text-align: right; margin: 0; font-size: small;">Timestables.com</p> </div>	<div style="text-align: center;"> <b>Science</b>   </div> <p>In this lesson, we will be learning about reflection! We will learn about reflective and non-reflective materials and their uses. Then we will look at two different types of reflection: specular and diffuse reflection. Then we will learn the law of reflection. For this lesson, you will need a pencil, a piece of paper and a ruler.</p> <p><a href="https://classroom.thenationalacademy/lessons/what-is-reflection-and-how-can-we-use-it-6mt3gd">https://classroom.thenationalacademy/lessons/what-is-reflection-and-how-can-we-use-it-6mt3gd</a></p>	<div style="text-align: center;">   <b>English</b> </div> <p>Monday - Cold write - draw a robot and write a persuasive advert.            Tuesday - Identify the features of a persuasive text            Wednesday - Using features of a persuasive text - Rhetorical Questions            Thursday - Using features of persuasive text - Slogans, Alliteration and Facts and Opinions.            Friday - Reading Viper - Before Sunrise</p> <p>Sir link a lot group Bicycle Bernard Shaw:</p> <table style="width: 100%; border: none;"> <tr> <td style="width: 50%;">Group 1</td> <td style="width: 50%;">Group 2</td> </tr> <tr> <td>intrigue</td> <td>Fruit</td> </tr> <tr> <td>knowledge</td> <td>half</td> </tr> <tr> <td>occur</td> <td>high</td> </tr> <tr> <td>physical</td> <td>this</td> </tr> <tr> <td>vicious</td> <td>know</td> </tr> </table>	Group 1	Group 2	intrigue	Fruit	knowledge	half	occur	high	physical	this	vicious	know
Group 1	Group 2													
intrigue	Fruit													
knowledge	half													
occur	high													
physical	this													
vicious	know													
<div style="text-align: center;">   <b>PSHE</b> </div> <p>Mindfulness  <a href="https://www.youtube.com/watch?v=8rp5bpFIUpq">https://www.youtube.com/watch?v=8rp5bpFIUpq</a>            watch and complete the sheet about mindfulness strategies</p>	<div style="text-align: center;">   <b>French</b> </div> <p>brain warm up - months of the year            recap rooms in the house from last week using the floor plan.            identify if the words are masculine or feminine and cut and stick the picture in the right place</p>	<div style="text-align: center;">   <b>Art</b> </div> <p>William Morris took inspiration for his art from the world around him. Sketch a motif of your own, taking inspiration from nature.</p>												
<div style="text-align: center;">   <b>PE</b> </div> <p>Monday -  <a href="https://www.afpe.org.uk/physical-education/thisispe-supporting-parents-to-teach-pe-at-home/">https://www.afpe.org.uk/physical-education/thisispe-supporting-parents-to-teach-pe-at-home/</a>            lesson 4- rock and roll gymnastics</p> <p>Thursday - <a href="https://www.afpe.org.uk/physical-education/thisispe-supporting-parents-to-teach-pe-at-home/">https://www.afpe.org.uk/physical-education/thisispe-supporting-parents-to-teach-pe-at-home/</a>            lesson 5 - balloon blasting</p>	<div style="text-align: center;"> <b>History</b>   </div> <p>Read the powerpoint on child labour and create a new childrens act for 2021.            What do you think is essential to keep children safe and healthy?</p>	<div style="text-align: center;">   <b>RE</b> </div> <p>Using your story board from last week and the information on the powerpoint, fill in the Venn diagram showing the similarities and differences of the three religions creation stories.</p>												