









































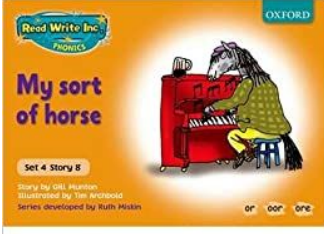







REMOTE LEARNING 2020/21 – Year 3 Week 4


The timetable below is provided to ensure that your child can continue to access learning whilst absent from school. Your child's teacher will provide the learning to be completed in the allocated slots on the timetable. If your child is unwell there is no expectation that they complete the activities on this timetable but would do what they can when you feel they are well enough. These continue to be unprecedented times and we must work together to ensure that children's learning continues to progress. As during lockdown, teachers will remain in touch and will respond to any queries you may have. This timetable and accompanied learning is not meant to burden you at home but to provide clarity of what your child is expected to do when unable to access school. Thank you for your support, keep following us on Twitter and together we will continue to make this work.

	9.00 - 9.30	9.30 - 10.30	10.30-11.30	11.30 - 12.30	12.30-1.30	1.30 - 2.30	2.30-3.30
Monday	 RWI – Phonics/ Reading	 English	 Break Time	 Maths	 Dinner Time	 French	 PSHE
Tuesday	 RWI – Phonics/ Reading	10:15am  LIVE MATHS LESSON	 Break Time	 English	 Dinner Time	 Art/DT	 PE
Wednesday	 RWI – Phonics/ Reading	 Maths	 Break Time	 Accelerated reader	 Dinner Time	 Science	 History
Thursday	 RWI – Phonics/ Reading	 Maths	 Break Time	 English	 Dinner Time	 RE	 Live Lesson Maths Meeting with Mrs Davidson
Friday	 RWI – Phonics/ Reading	 DoodleMaths	 Break Time	 English	 Dinner Time	 Music	 Purple Mash

Daily Learning tasks – Monday 25.01.21







Subject	Learning objective	Activity
 Miss Burn	<p>Reading Day</p> 	<p>Phonics - Speed sounds / Phonic activity of the day (Ask an adult to read your 3 spellings to you - now, town, brown). Front Cover - Remind yourself of the book you have been reading. Clarify - Clarify the recently introduced words and their meaning Green words - Practise reading the green words on the PowerPoint Red words - Practise reading the red words on the PowerPoint.</p> <p><u>Reading Day</u></p> <p>Today I would like you to spend time reading our new book using the next slides. Think about these things while reading... prediction, clarify, question and summarise. If you finish reading the book, read it again. This time, can you read any words without sounding them out?</p>
 Miss Fergus	<p>L.O. To be able to answer questions to check my understanding of a text.</p> 	<p>Phonics - Speed sounds / Phonic activity of the day Front Cover - Remind yourself of the book you have been reading. Clarify - Clarify the recently introduced words and their meaning Green words - Practise reading the green words on the PowerPoint Red words - Practise reading the red words on the PowerPoint. Reading – Read the book.</p> <p><u>Comprehension</u></p> <p>Write the date and the learning objective at the top of your page and then answer the questions in your red book</p>
 Miss Lonsdale	<p>L.O. To be able to use verbs.</p> 	<p>Phonics - Speed sounds / Phonic activity of the day Front Cover - Remind yourself of the book you have been reading. Clarify - Clarify the recently introduced words and their meaning Green words - Practise reading the green words on the PowerPoint Red words - Practise reading the red words on the PowerPoint. Reading – Read the book.</p> <p><u>Big Write</u></p> <p>You have been shown some pictures of different animals.. Can you write a sentence using verbs to tell me what these animals can do? Even better if: You use the conjunction 'and'.</p> <p>Write your sentences in your red book underneath the date and learning objective.</p> <p><u>For example:</u> A cat can pounce and scratch.</p>







 Mrs Potter and Mrs Davidson	<p>LO: To read and discuss a text.</p> 	<p>Practice your spellings in your book. This doesn't have to be today but I suggest sooner rather than later so that you don't forget!</p> <p>Read through the text, then in your book complete a prediction, summary, questions and any words you need clarifying, following the instructions in the lesson slides.</p>
 English	<p>L.O - To understand what a contraction is and how to use one.</p>	<p>Read through the lesson and watch the video from Nessy and bbc bitesize about contractions.</p> <p>Match the word to the contractions in your book following how it is laid out in the lesson.</p> <p>There are some games you can play on the bbc bitesize link after you have done the work in your book.</p>
 Maths	<p>LO: To be able to count money in pence.</p>	<p>Look at Monday's powerpoint. Practise your 5 times table by watching 'Super Movers' and playing 'Top Marks Daily Ten'. Today we are beginning a new topic which is 'Money'.</p> <p>RECAP - Can you use your multiplication knowledge of 1-digit numbers to multiply a 1-digit number by a 2-digit number? Built it - Can you identify each of these coins and notes? What do you notice? Are they all the same? Look at Jack's coins. He has sorted them into 3 groups. Can you explain how he has sorted them? When you think you know, look at the answer on the next page. Story it - Look at the coins? What coins are they? How much money is there altogether? We need to count in twos because they are 2p coins. There are seven 2p coins. Therefore there is 14p altogether. Use this example to work out the answer to the next two pages. Can you use <, > or = to compare the money?</p> <p>Please copy the date and learning objective at the top of the question sheet into your YELLOW BOOK. Your task is to draw the coins into your YELLOW book and then write the following sentences once you have worked out the total amount. There are ____p coins. Therefore there is ____p altogether. Use the lesson slide to see how I would like you to set this out.</p>
 French	<p>L.O: To be able to say where I live and to be able to ask others where they live.</p>	<p>Warm up - Practise your French alphabet and numbers to 12.</p> <p>Read through the powerpoint.</p> <p>Today we are going to look at the phrase 'J'habite à...' which means 'I live in...' To ask somebody where they live we say 'Où habites-tu?' (Where do you live?)</p> <p>On the following slides you will see a circle around a city in France. I want you to answer the question... Où habites-tu? - Where do you live? For each one say aloud 'J'habite à' and then the name of the city. For example the first one is J'habite à Paris.</p> <p>Your task... On our Google site, there is a map of the UK with some cities labelled with letters. Your task is to answer the</p>

		question Où habites-tu? To do this I would like you, in your RED book, to copy out the date and learning objective. Then, write the letter followed by J'habite à _____. Example: A) J'habite à Aberdeen.
 PSHE	LO: To be able to understand the effects of what goes into my body.	<p>Today in PSHE we are looking at the impact of what we put into our bodies. Some things have a positive effect on our bodies and others have a negative effect.</p> <p>For your task today, I would like you to copy the date and learning objective into your RED book and then draw the table on the next slide.</p> <p>You will have 2 columns in your table, one saying positive effects and one saying negative effects. I would like you to write a list of positive foods, drinks and substances you can put in your body and a list of negative foods, drinks and substances you can put in your body. I have given you one positive and one negative to get you started.</p>

Daily Learning tasks – Tuesday 26.01.21

Subject	Learning objective	Activity
---------	--------------------	----------

 Miss Burn	<p>L.O. To be able to answer questions to check my understanding of a text.</p> 	<p>Phonics - Speed sounds / Phonic activity of the day (Day 1 - Write the sound - ai) Front Cover - Remind yourself of the book you have been reading. Clarify - Clarify the recently introduced words and their meaning Green words - Practise reading the green words on the PowerPoint Red words - Practise reading the red words on the PowerPoint. Reading - Read the book.</p> <p><u>Comprehension</u></p> <p>Write the date and the learning objective at the top of your page and then answer the questions in your red book. Sentence starters have been provided on the powerpoint to help you.</p>
 Miss Fergus	<p>L.O. To be able to write an instructional text using headings and subheadings.</p> 	<p>Phonics - Speed sounds / Phonic activity of the day Front Cover - Remind yourself of the book you have been reading. Clarify - Clarify the recently introduced words and their meaning Green words - Practise reading the green words on the PowerPoint Red words - Practise reading the red words on the PowerPoint. Reading - Read the book.</p> <p><u>Big Write</u> We are going to start writing instructions about 'How to look after a hamster'</p> <p>Today I would like you to complete the following:</p> <p><u>Title:</u> What is the purple of the text? 'How to look after a hamster.'</p> <p><u>Introduction:</u> Grab the reader's attention with a short but catchy introduction.</p> <p><u>You will need:</u> What things do you need to have to look after for a hamster?</p> <p>Please write your instructions in your red book underneath the date and learning objective.</p>
 Miss Lonsdale	<p>L.O. To be able to predict what might happen from details stated and implied.</p> 	<p>Phonics - Speed sounds / Phonic activity of the day Front Cover - Have a look at the front cover to find out about our new book. Clarify - Clarify the recently introduced words and their meaning Green words - Practise reading the green words on the PowerPoint Red words - Practise reading the red words on the PowerPoint. Reading - Read the book.</p> <p><u>Prediction</u></p> <p>Today is a prediction day. Read through the book introduction and then write your prediction underneath the date and learning objective of a new page.</p> <p>You need lots of things to take care of a horse.</p> <p><i>What do you predict are the 3 most important things?</i></p>

 <p>Mrs Potter and Mrs Davidson</p>	<p>LO: To answer questions about a familiar text.</p> 	<p>It's question day!</p> <p>Use the questions included with the text and answer them in full sentences in your book. Remember that if the question starts with a question word, you will need to change it when writing down your answer. You will need to do this on question 2, 3, 5 and 8.</p>
 <p>English</p>	<p>L.O - To infer meaning from a picture and small piece of text.</p>	<p>Read through the lesson.</p> <p>Look at the picture and think of 6 adjectives (words to describe things) and 6 verbs (words that you can do like jump, sing, run) to describe the picture.</p> <p>Read the beginning of the story and look carefully at the picture. Now answer the questions. There are no right or wrong answers as you are using your imagination.</p> <p>No either draw a picture or write about what it will be like through the door.</p> <p>Do this work in your book.</p>
 <p>Maths</p>	<p>LO: To be able to count money in pounds.</p>  <p>Live Maths Lesson at 10:15am</p>	<p>THIS WILL BE A LIVE LESSON WITH MISS BURN. THIS WILL TAKE PLACE AT 10:15am. CHECK YOUR EMAILS FOR A ZOOM LINK.</p> <p>Look at Tuesday's powerpoint. Practise your 5 times table by watching 'Super Movers' and playing 'Top Marks Daily Ten'. Yesterday we began a new topic which was 'Money'.</p> <p>RECAP - Can you count the coins to work out how much money there is altogether? Built it - Can you identify each of these coins and notes? Which sets total £10? Remember that you are not only looking for a £10 note. You can make £10 by adding together other notes and coins. Story it - Look at the notes. What notes are they? How much money is there altogether? We need to count in tens because they are £10 notes. There are four £10 notes. $4 \times £10 = £40$. There is £40 altogether. Use this example to work out the answer to the next page. Can you use $<$, $>$ or $=$ to compare the money?</p> <p>Please copy the date and learning objective at the top of the question sheet into your YELLOW BOOK. Your task is to draw the notes into your YELLOW book and then write the following sentences once you have worked out the total amount. ____ X £____ = _____. There is £_____ altogether. Use the lesson slide to see how I would like you to set this out.</p>
 <p>Art/ DT</p>	<p>LO: To produce a final design for a purpose.</p>	<p>Look at your two cake designs from last week - using the feedback other people have given you choose one final design.</p> <p>In your book complete the sentences about your design and then draw a picture to show what your cake will look like. Remember to add anything that will go on the top, in the middle or in the mixture if you can see it, like walnuts.</p>



PE

L.O - To be able to move quickly and carefully.







Watch the video about agility. Agility is used in all sorts of sports and can help you move quickly and safely. It is something that needs to be practiced for you to be able to get better at it.







Try the activities in the video to practice agility.

it would be great to see a video of you trying this!




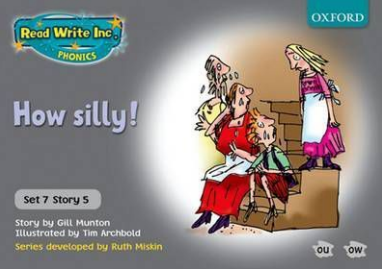


Daily Learning tasks – Wednesday 27.01.21






Subject	Learning objective	Activity
---------	--------------------	----------

 <p>Miss Burn</p>	<p>L.O. To be able to summarise a familiar text.</p> 	<p>Phonics - Speed sounds / Phonic activity of the day (Ask an adult to read your spelling words - rain, paid, snail) Front Cover - Remind yourself of the book you have been reading. Clarify - Clarify the recently introduced words and their meaning Reading - Read the book.</p> <p>Big Write Today, we will write a summary. A summary is a short, detailed explanation of a book. It gives the reader a good idea about what a text may be about without having read the book. Please write today's date and learning objective in your red book and look at the powerpoint to structure your summary. Your sentences should start : Have you ever read...? The characters are... The story is set... In the beginning... In the middle.. In the end...</p>
 <p>Miss Fergus</p>	<p>L.O. To be able to write an instructional text using headings and subheadings.</p> 	<p>Phonics - Speed sounds / Phonic activity of the day Front Cover - Remind yourself of the book you have been reading. Clarify - Clarify the recently introduced words and their meaning Green words - Practise reading the green words on the PowerPoint Red words - Practise reading the red words on the PowerPoint. Reading - Read the book.</p> <p>Big Write We are going to finish writing our instructions about 'How to look after a hamster' Today I would like you to complete the following:</p> <p>Method: Write sentences explaining how to prepare for a new hamster. Use the fronted adverbials and imperative verbs provided.</p> <p>Warning: Write a sentence reminding the reader of something important that they must not forget..</p>
 <p>Miss Lonsdale</p>	<p>Reading Day</p> 	<p>Phonics - Speed sounds / Phonic activity of the day Front Cover - Remind yourself of the book you have been reading. Clarify - Clarify the recently introduced words and their meaning Green words - Practise reading the green words on the PowerPoint Red words - Practise reading the red words on the PowerPoint.</p> <p>Reading Day</p> <p>Today I would like you to spend time reading our new book using the next slides. Think about these things while reading... prediction, clarify, question and summarise. If you finish reading the book, read it again. This time, can you read any words without sounding them out?</p>

 <p>Mrs Potter and Mrs Davidson</p>	<p>LO: To draw inferences using words from the text.</p> 	<p>I have included a video recording of this lesson.</p> <p>Today we are looking at inferences again. This time, you are looking for specific words in the text to give you a clue as to how the characters are feeling at that moment.</p> <p>Draw a picture of a face, showing the emotion of the character in each of the given chapters on the lesson slides.</p>
 <p>Maths</p>	<p>Multiplication 2Dos on Purple Mash</p>	<p>Practise your 5 times table by watching 'Super Movers' and playing 'Top Marks Daily Ten'.</p> <p>For today's math's lesson I would like you to log in to Purple Mash and complete the following 2Dos:</p> <p>2Do: Money</p> <p>Please hand in each 2Do when it is completed.</p>
	<p>Use this time to read your Accelerated Reader book and take your quiz on: https://ukhosted61.renlearn.co.uk/2246069/</p> <p>The login information is on the personal logins that you were sent.</p> <p><i>Please note that some children in Miss Burn's and Miss Lonsdale's Read Write Inc groups will not have access to this. Please use this time to read some books at home or listen to some stories here: https://www.bbc.co.uk/bitesize/topics/zx339j6/resources/1 (Or type in BBC Bitesize Fiction Stories into Google)</i></p>	
 <p>Science</p>	<p>LO: To explain what I know about magnets.</p>	<p>In science today, you are showing me what you have learned so far by creating a poster about magnets and their invisible force. Make it bright and colourful! I have included a list of things I would like you to include in your poster, on the lesson slides.</p>
 <p>History/Geography</p>	<p>LO: To compare similarities and differences.</p> <p>LO - To show understanding of specific vocabulary.</p>	<p>Read through the lesson, looking at and discussing the different classes on the board the Titanic. What was similar and what was different?</p> <p>Watch the video clip from Downton Abbey - what differences do you notice about the working class and upper class? Watch the video clip about a victorian maid from horrible histories - they had a similar job to the Edwardian maids. Would you want to do that job?</p> <p>Now look at the works on the final page of the lesson - in you RED BOOK write them down and look up or attempt to write the meaning for each word.</p>

Daily Learning tasks – Thursday 28.01.21

Subject	Learning objective	Activity
 Miss Burn	<p>L.O. To be able to predict what might happen from details stated and implied.</p> 	<p>Phonics - Speed sounds / Phonic activity of the day (Ask a grown up to read your spellings aloud to you - mail, paint and train). Front Cover - Have a look at the front cover to find out about our new book. Clarify - Clarify the recently introduced words and their meaning.</p> <p><u>Prediction</u></p> <p>Today is a prediction day. Read through the book introduction. Then make your prediction :</p> <p>That afternoon, Sanjay's head felt fine and his tummy started to feel better. He wanted to get out of bed and watch TV. His favourite programme, Stingray, was on at six o'clock and he didn't want to miss it. 'I will get up,' Sanjay decided. He put on his jumper and ran downstairs.</p> <p>Will Sanjay's mum let him watch TV?</p> <p>Write the date and learning objective into your red book and make your prediction using the sentence starter - <i>I predict that Sanjay's mum will / will not let him watch TV because...</i></p>
 Miss Fergus	<p>L.O. To be able to predict what might happen from details stated and implied.</p> 	<p>Phonics - Speed sounds / Phonic activity of the day Front Cover - Have a look at the front cover to find out about our new book. Clarify - Clarify the recently introduced words and their meaning Green words - Practise reading the green words on the PowerPoint Red words - Practise reading the red words on the PowerPoint. Reading - Read the book.</p> <p><u>Prediction</u></p> <p>Today is a prediction day. Read through the book introduction and then write your prediction on the sheet provided.</p> <p>Bossy Barbara sets off to see if she can find 3 sillier people than her soon to be husband Hopeless Howard.</p> <p>She meets some very strange and very silly people! What silly people do you predict she meets?</p>
 Miss Lonsdale	<p>L.O. To be able to answer questions to check my understanding of a text.</p> 	<p>Phonics - Speed sounds / Phonic activity of the day Front Cover - Remind yourself of the book you have been reading. Clarify - Clarify the recently introduced words and their meaning Green words - Practise reading the green words on the PowerPoint Red words - Practise reading the red words on the PowerPoint. Reading - Read the book.</p> <p><u>Comprehension</u></p> <p>Write the date and the learning objective at the top of your page and then answer the questions in your red book.</p>







 <p>Mrs Potter and Mrs Davidson</p>	<p>LO: To use alternative words for said.</p> 	<p>Mrs Davidson has recorded this lesson. Watch the video on the website.</p> <p>Or Read through the lesson slides and think about why we use other words for said. Can you choose a better word for said from the list on each on the lesson slides?</p> <p>Then, go through the text and make a list in your book of any alternative words for said. I found seven different words in total! What can you find?</p> <p>Your task is to write 4 sentences, using accurate speech punctuation, using 4 of the words that you found. There is an example in the lesson slides if you are not sure.</p>
 <p>Maths</p>	<p>LO: To be able to add coin and note values together to find a total amount.</p>	<p>Look at Thursday's powerpoint. Practise your 5 times table by watching 'Super Movers' and playing 'Top Marks Daily Ten'. This week we began a new topic which was 'Money'.</p> <p>RECAP - Can you count the notes to work out how much money there is altogether? Built it - Can you identify each of these coins and notes? Which of these represent £14? When you think you know, look at the answer on the next slide to see if you are correct. Story it - Look at the jar. How much money is there altogether? When writing out your number sentence start with the biggest number. This will make adding the notes and coins together easier. £10 + £5 + £2 = £17 If there is a mix of pounds and pence, we add together the pounds first and then work out how many pence there is. However we do not put a 'p' on the end of the answer as we have written the answer in pounds. £5 + £2 + 50p + 20p = £7.70. Use this example to work out the answer to the next two pages.</p> <p>Please copy the date and learning objective at the top of the question sheet into your YELLOW BOOK. Your task is to look at the jars all containing different notes and coins. In your YELLOW book write out a number sentence to show what coins and notes are inside the jar and then work out how much money there is altogether. You DO NOT need to draw the jar and money into your book. . Use the lesson slide to see how I would like you to set this out.</p>
 <p>English</p>	<p>LO- To retell main points using pictures.</p>	<p>Read through the lesson</p> <p>Do the brain warm up and then look at the diary entry. Read through and think about which class passenger this could be.</p> <p>The colours show different features of the diary entry, something we will look at in more detail next week.</p> <p>Using the diary entry and my example, I would like you to draw a story map. You do not need to draw a picture for each word, just for the main points of each sentence to help you remember it.</p> <p>Send us a picture of your story map or put on twitter for us to see.</p>
 <p>RE</p>	<p>L.O: To be able to identify and explain different ways in which Christians worship.</p>	<p>For today's RE lesson we are looking at different kinds of Christian worship.</p> <p>Read through the slides and watch the videos provided.</p> <p>Your task is to write the date and learning objective in your RED book and then answer the questions on the last slide in full sentences. Use the slides and the videos to help you to answer these.</p>









Maths Meeting

Keep an eye on your emails for a link. This will be a live Maths meeting with Mrs Davidson at 2pm!

Daily Learning tasks – Friday 29.01.21

Subject	Learning objective	Activity
 Miss Burn	<p>Reading Day</p> 	<p>Phonics - Speed sounds / Phonic activity of the day (Day 1 - Write the sound - oa). Front Cover - Remind yourself of the book you have been reading. Clarify - Clarify the recently introduced words and their meaning Green words - Practise reading the green words on the PowerPoint Red words - Practise reading the red words on the PowerPoint.</p> <p><u>Reading Day</u></p> <p>Today I would like you to spend time reading our new book using the next slides. Think about these things while reading... prediction, clarify, question and summarise. If you finish reading the book, read it again. This time, can you read any words without sounding them out?</p>
 Miss Fergus	<p>Reading Day</p> 	<p>Phonics - Speed sounds / Phonic activity of the day Front Cover - Remind yourself of the book you have been reading. Clarify - Clarify the recently introduced words and their meaning Green words - Practise reading the green words on the PowerPoint Red words - Practise reading the red words on the PowerPoint.</p> <p><u>Reading Day</u></p> <p>Today I would like you to spend time reading our new book using the next slides. Think about these things while reading... prediction, clarify, question and summarise. If you finish reading the book, read it again. This time, can you read any words without sounding them out?</p> <p>Complete your challenges in your red book. #questionit #describeit #improveit</p>
 Miss Lonsdale	<p>L.O. To be able to clarify new vocabulary.</p> 	<p>Phonics - Speed sounds / Phonic activity of the day Front Cover - Remind yourself of the book you have been reading. Clarify - Clarify the recently introduced words and their meaning Green words - Practise reading the green words on the PowerPoint Red words - Practise reading the red words on the PowerPoint.</p> <p><u>Big Write</u></p> <p>Today, I would like you to write a sentence for each of the words we have clarified this week. You can use the sheet provided in your paper pack or you can write your sentences in your red book. Remember to write the date and learning objective at the top of the page before you start.</p> <p>Words we have clarified: <i>breeds, Arab horse, Exmoor, adult, guard, horseguards</i></p>

 <p>Mrs Potter and Mrs Davidson</p>		<p>Ask a grown up to help you complete your spelling test using the words you learned on Monday. Let me know how you get on!</p> <p>I have then given you two websites to visit.</p> <p>BBC Bitesize How to use inverted commas - watch the video, complete the activity underneath and then complete the quiz.</p> <p>BBC Supermovers inverted commas - dance along with the video and refresh your learning about using speech punctuation. Get the whole family involved!</p>
 <p>DoodleMaths</p>	<p>Log in to Doodle Maths and complete your daily questions. Then, enjoy some free time on Doodle Maths and Doodle Tables.</p>	
 <p>English</p>	<p>LO- To retell main points using actions.</p>	<p>Read through the lesson and do the brain warm up.</p> <p>Today you are going to use your story map from yesterday. Try retelling the diary entry using your story map without looking at the written version.</p> <p>It would be great if you could add actions to help you remember like we do in the classroom.</p> <p>Please send us a video or upload it onto twitter, even if it is just the first part we would still love to see it.</p>
 <p>Music</p>	<p>LO: To understand and follow some musical notation.</p>	<p>Mrs Davidson has recorded this lesson for you! Watch the video on the website.</p> <p>Follow along with the body percussion and then practice the train ride section in two parts, either with a friend or recording yourself.</p>
 <p>Purple Mash</p>	<p>Log in to Purple Mash and enjoy some free time!</p>	