










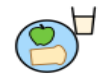













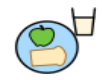

























REMOTE LEARNING 2020/21 – Year 3 Week 2

The timetable below is provided to ensure that your child can continue to access learning whilst absent from school. Your child's teacher will provide the learning to be completed in the allocated slots on the timetable. If your child is unwell there is no expectation that they complete the activities on this timetable but would do what they can when you feel they are well enough. These continue to be unprecedented times and we must work together to ensure that children's learning continues to progress. As during lockdown, teachers will remain in touch and will respond to any queries you may have. This timetable and accompanied learning is not meant to burden you at home but to provide clarity of what your child is expected to do when unable to access school. Thank you for your support, keep following us on Twitter and together we will continue to make this work.








	9.00 - 9.30	9.30 - 10.30	10.30-11.30	11.30 - 12.30	12.30-1.30	1.30 - 2.30	2.30-3.30
Monday	 RWI – Phonics/ Reading	 English	 Break Time	 Maths	 Dinner Time	 French	 PSHE
Tuesday	 RWI – Phonics/ Reading	 English	 Break Time	 Maths	 Dinner Time	 Art/DT	 PE
Wednesday	 RWI – Phonics/ Reading	 Maths	 Break Time	 Accelerated reader	 Dinner Time	 Science	 History
Thursday	 RWI – Phonics/ Reading	 Maths	 Break Time	 English	 Dinner Time	 RE	 DoodleMaths
Friday	 RWI – Phonics/ Reading	 DoodleMaths	 Break Time	 English	 Dinner Time	 Music	 Purple Mash






Daily Learning tasks – Monday 11.1.21

Subject	Learning objective	Activity
 Miss Burn	<p>L.O. To be able to summarise a familiar text.</p> 	<p>Practise reading our new sound 'are'. Can you think of any words containing this sound?</p> <p>Today is a big write day.</p> <p>Today, we will write a summary. A summary is a short, detailed explanation of a book. It gives the reader a good idea about what a text may be about without having read the book.</p> <p>Please use the sheet provided to complete the following:</p> <p>Have you ever read...?</p> <p>The characters are...</p> <p>The story is set...</p> <p>In the beginning...</p> <p>In the middle..</p> <p>In the end...</p> <p>Look at the powerpoint for help with structuring this.</p>
 Miss Fergus	<p>L.O. To be able to understand what I have read by drawing inferences such as inferring characters' feelings, thoughts and motives from their actions.</p>  <p align="center">RWI 11.01.21</p>	<p>Phonics - Speed sounds / Phonic activity of the day</p> <p>Front Cover - Remind yourself of the book you have been reading.</p> <p>Clarify - Clarify the recently introduced words and their meaning</p> <p>Reading - Read your green and red words. Then read the book.</p> <p>Comprehension</p> <p>Answer the questions on the worksheet provided. Use full sentences and a new line for each answer.</p>
 Lonsdale Miss	<p>L.O. To be able to identify main ideas from more than one paragraph and summarise them.</p>  <p align="center">11.01.21</p>	<p>Phonics - Speed sounds / Phonic activity of the day</p> <p>Front Cover - Remind yourself of the book you have been reading.</p> <p>Clarify - Clarify the recently introduced words and their meaning</p> <p>Reading - Read your green and red words. Then read the book.</p> <p>Today, we will start writing a summary. A summary is a short, detailed explanation of a book. It gives the reader a good idea about what a text may be about without having read the book.</p> <p>Please use the sheet provided to complete the following:</p> <p>Have you ever read...?</p> <p>The characters are...</p> <p>The story is set...</p>







 Mrs Potter and Mrs Davidson	LO: To read and discuss a text. Sir Galahad 	Practice your spellings. Read through the text and complete the Reciprocal Reading task sheet.
 English	L.O. To recognise the main features of a newspaper report.	Read through the lesson. Now look at and read the newspaper articles on the word document. Discuss them with your child and talk about things that are similar in each one. Have a look at the list of newspaper features and see if you can find them in each of the articles with your child. Then click on the link below and see if you can play the game to match the newspaper features. https://wordwall.net/resource/209841/newspaper-content
 Maths	LO: To be able to multiply by 8.	Look at Monday's powerpoint. Practise your 8 times table. Built it - Look at the number square. Can you remember which numbers are multiples of 8? Story it - Look at the cupcakes. Can you use the 8 times table to work out how many there are altogether? You can see there are 3 equal groups of 8. $8+8+8=24$. $3 \times 8=24$. See if you can have a go at the next 2 examples. Your task today is to look at the representations on your worksheet. Can you write out the repeated addition that is being represented and the multiplication number sentence?
 French	L.O: To be able to say how old I am and ask others how old they are.	Warm up - Practise your French alphabet and numbers to 12. Read through the powerpoint. Today we are learning how to ask the question: Quel age as-tu? (How old are you?) We can respond to this question by saying Jai ____ ans (I am ____ years old). Your task is to draw a picture of yourself on the worksheet and in the speech bubbles use your knowledge from the last half term to tell me your name in French and what you have learnt today to tell me how old you are.
 PSHE	L.O: To be able to understand why people go to work.	Look through the powerpoint and think about where money comes from and where it goes. You get money when you get paid wages from a job. How many jobs can you think of? What skills do you need to get a particular job? Your task is to create a job advertisement explaining why you might want to do this job and the skills you need for it.







Daily Learning tasks – Tuesday 12.1.21

Subject	Learning objective	Activity
 Miss Burn	<p>L.O. To be able to predict what might happen from details stated and implied.</p> 	<p>Practise reading our new sound 'ur'. Can you think of any words containing this sound?</p> <p>Read through the powerpoint. Our new book is called 'In the sun'.</p> <p>Look at the front cover and read the story introduction.</p> <p>Using the sheet provided can you write a prediction, answering the question 'What do you predict Meg will do at the beach?'</p>
 Miss Fergus	<p>L.O. To be able to identify main ideas from more than one paragraph and summarise them.</p>  <p align="center">RWI 12.01.21</p>	<p>Phonics - Speed sounds / Phonic activity of the day Front Cover - Remind yourself of the book you have been reading. Clarify - Clarify the recently introduced words and their meaning Reading - Read your green and red words. Then read the book.</p> <p>Today, we will start writing a summary. A summary is a short, detailed explanation of a book. It gives the reader a good idea about what a text may be about without having read the book.</p> <p>Please use the sheet provided to complete the following:</p> <p>Have you ever read...?</p> <p>The characters are...</p> <p>The story is set...</p>
 Miss Lonsdale	<p>L.O. To be able to identify main ideas from more than one paragraph and summarise them.</p> 	<p>Phonics - Speed sounds / Phonic activity of the day Front Cover - Remind yourself of the book you have been reading. Clarify - Clarify the recently introduced words and their meaning Reading - Read your green and red words. Then read the book.</p> <p>Yesterday, we began writing a summary. A summary is a short, detailed explanation of a book. It gives the reader a good idea about what a text may be about without having read the book. Today I would like you to finish your summary.</p> <p>Please use the sheet provided to complete the following:</p> <p>In the beginning...</p> <p>In the middle...</p> <p>In the end...</p>
 Mrs Potter and Mrs Davidson	<p>LO: To answer questions about a familiar text.</p> <p align="center">Sir Galahad</p>	<p>Question Day</p> <p>Read through the text again.</p> <p>Answer the questions using full sentences in your work book.</p>

		
 English	L.O. To use picture to help remember a text.	<p>Listen to chapter 3 of the story 'I was there...Titanic.'</p> <p>Practice the spellings in the brain warm up</p> <p>Correct the mistakes in the grammar activity.</p> <p>Read the newspaper article you have been given and recap the main features of a news paper report.</p> <p>Using all the experience you have from lessons in school we would like you to draw a story map for the Titanic Newspaper article. There is an example for you if you have forgotten how to set it out.</p> <p>When you have finished try and send us a picture via email.</p>
 Maths	L.O: To be able to divide by 8.	<p>Look at Tuesday's powerpoint.</p> <p>Practise your 8 times table.</p> <p>Built it - Here are 32 coins. The coins are shared equally between 8 children. How many coins will each child get? Each child has got 4 coins. 32 shared into 8 equal groups is 4. $32 \div 8 = 4$.</p> <p>Story it - Look through the next slides using the example above to help you answer the examples.</p> <p>Your task is to look at the representations provided on your worksheet. Can you write a sentence and a division statement to show the division taking place.</p>
 Art/ DT	L.O: To investigate, taste, appearance and texture.	<p>This half term you are going to be starting a new DT (Design and technology) topic about cakes.</p> <p>Read through the information about the history of cake. Then tasting the cakes (we will deliver some to you) fill out the table describing the flavour, texture and appearance.</p> <p>Enjoy!</p>
 PE	L.O: To be able to catch and throw	<p>Please do not feel you need to use the equipment suggested in this video.</p> <p>I'm sure just one pair of socks will do, however we like the ideas and the way it has been taught as this is what we would have been doing in school this half term.</p> <p>Watch the video below and then have a go at practising the techniques of throwing and catching.</p> <p>Lesson 11 - Catching</p> <p>https://www.afpe.org.uk/physical-education/thisispe-supporting-parents-to-teach-pe-at-home/</p> <p>Why not have a go at this AVENGERS WORKOUT!</p> <p>https://watch.lesmillsondemand.com/born-to-move/season:1/videos/born-to-move-marvel-let-s-go</p>







Daily Learning tasks – Wednesday 13.1.21







Subject	Learning objective	Activity
 Miss Burn	<p style="text-align: center;">Reading Day</p> 	<p>Practise reading our new sound 'ur'. Can you think of any words containing this sound?</p> <p>Today is reading day.</p> <p>Green words - Practise reading the green words on the powerpoint.</p> <p>Red words - Practise reading the red words on the powerpoint.</p> <p>Today I would like you to spend time reading our new book using the next slides. Think about these things while reading... prediction, clarify, question and summarise.</p> <p>If you finish reading the book, read it again. This time, can you read any words without sounding them out?</p>
 Miss Fergus	<p>L.O. To be able to identify main ideas from more than one paragraph and summarise them.</p>  <p style="text-align: center;">13.01.21</p>	<p>Phonics - Speed sounds / Phonic activity of the day</p> <p>Front Cover - Remind yourself of the book you have been reading.</p> <p>Clarify - Clarify the meaning of the recently introduced words.</p> <p>Reading - Read your green and red words. Then read the book.</p> <p>Yesterday, we began writing a summary. A summary is a short, detailed explanation of a book. It gives the reader a good idea about what a text may be about without having read the book. Today I would like you to finish your summary.</p> <p>Please use the sheet provided to complete the following:</p> <p>In the beginning...</p> <p>In the middle...</p> <p>In the end...</p>
 Miss Lonsdale	<p>L.O. To be able to predict what might happen from details stated and implied.</p>  <p style="text-align: center;">13.01.21</p>	<p>Phonics - Speed sounds / Phonic activity of the day</p> <p>Front cover - Let's look at our new book 'Jam tarts'</p> <p>Clarify - Clarify the meaning of the words on the powerpoint</p> <p>Today is a prediction day. Read through the book introduction and then write your prediction on the sheet provided,</p> <p>What do you predict Mum will buy at the shop?</p> <p>Even better if: You can use commas in a list and adjectives to describe the nouns you write.</p>

 <p>Mrs Potter and Mrs Davidson</p>	<p>LO: To make inferences using information from the text.</p> <p>Sir Galahad</p> 	<p>Read through the lesson slides.</p> <p>Think of what the pictures show. Do you know this information as a fact? Try to guess what is happening using evidence in the pictures.</p> <p>Use the coloured inference cards to answer the questions. You do not need to write this down, but you can if you like.</p> <p>Finally, answer the question 'What are the Knights of the Round Table like?' in your book. Try to include the word because in your answer, and give an example from the text.</p> <p>EG: I know that the Knights of the Round Table are happy because it says they are smiling.</p>
 <p>Maths</p>	<p>L.O. To be able to compare multiplication statements using <, > and =.</p>	<p>Look at Wednesday's powerpoint.</p> <p>Practise your 8 times table.</p> <p>Today we are comparing multiplication statements using less than, greater than and equal to.</p> <p>Built it - Can you remember what the <,> and = signs mean?</p> <p>Story it - Use <, > or = to compare the total number of spots. 4 X 5 = 20 and 5X4 = 20 therefore 4x5 is equal to (=) 5X4.</p> <p>Your task is to use <, > and = to complete the comparisons. Use the example on the 'your turn' slide to help you.</p>
	<p>Use this time to read your Accelerated Reader book and take your quiz on:</p> <p>https://ukhosted61.renlearn.co.uk/2246069/</p> <p>The login information is on the personal logins that you were sent.</p> <p><i>Please note that some children in Miss Burn's and Miss Lonsdale's Read Write Inc groups will not have access to this. Please use this time to read some books at home or listen to some stories here: https://www.bbc.co.uk/bitesize/topics/zyt339j6/resources/1 (Or type in BBC Bitesize Fiction Stories into Google)</i></p>	
 <p>Science</p>	<p>LO: To compare and group together everyday materials based on if they are magnetic.</p>	<p>Read through the lesson slides.</p> <p>Watch the videos: https://www.bbc.co.uk/bitesize/topics/zyt339j6/resources/1 What is a magnet? And Which metals are magnetic?</p> <p>Your task is to cut out the words and stick them into the correct column, deciding if they are or aren't magnetic materials. If you can't cut and stick, you can write them into a chart or table yourself.</p>
	<p>L.O: To discuss knowledge of a historical event.</p>	<p>Read through the slides - An introduction to the Edwardians and the Titanic</p> <p>Use the information from the slides and any other facts you know to write a thought shower of ideas on the page provided.</p>








History		<p>You can either take a photo and email us what you already know or video yourself reading it out and send us the video.</p> <p>We are looking forward to teaching this subject and I know a lot of you are excited too.</p>
---------	--	---






Daily Learning tasks – Thursday 14.1.21

Subject	Learning objective	Activity
 Miss Burn	<p>L.O. To be able to answer questions about a familiar text.</p> 	<p>Practise reading our new sound 'ur'. Can you think of any words containing this sound?</p> <p>Today is comprehension day.</p> <p>Spend the first 10 minutes of today's lesson reading our book 'In the sun' using the powerpoint.</p> <p>Then, using the worksheet provided answer the questions in full sentences. Sentence starters have been provided on the powerpoint for you.</p>
 Miss Fergus	<p>L.O. To be able to activate prior knowledge of a topic in order to understand what a text may be about.</p>  <p>14.01.21</p>	<p>Phonics - Speed sounds / Phonic activity of the day</p> <p>Front cover - Let's look at our new book 'Stone Ages'</p> <p>Clarify - Clarify the meaning of the words on the powerpoint</p> <p>Prior Knowledge</p> <p>Today, I would like you to write what you already know about the Stone Age before we read our book. I know that you will be fantastic at this and be full of lots of interesting facts!</p> <p>Please use the sentence starters provided to help you.</p>
 Miss Lonsdale	<p>Reading Day</p>  <p>14.01.21</p>	<p>Phonics - Speed sounds / Phonic activity of the day</p> <p>Front Cover - Remind yourself of the book you have been reading.</p> <p>Clarify - Clarify the recently introduced words and their meaning</p> <p>Today is a reading day. First, I would like you to read your green and red words. Then, read through your book. When you have finished reading, you can complete the activity on the sheet provided.</p>

 Mrs Potter and Mrs Davidson	<p>LO: To be able to sequence events in the correct order.</p> <p>Sir Galahad</p> 	<p>Look through the lesson slides. Can you arrange the pictures to show how to make a jam sandwich?</p> <p>Then, arrange the sentences to show the order of Andrei's tasks.</p> <p>Finally, read through the green power point called King Arthur. Then cut up the yellow cards and re order them correctly to retell the story of King Arthur.</p>
 Maths	<p>Maths Multiplication Games</p>	<p>For today's math lesson we have given you 2 colour by multiplication puzzles. Your task is to work out the answer to the multiplication statement and colour in the shape the correct colour.</p>
 English	<p>LO: To recall language used in report writing using visual prompts.</p>	<p>Listen to chapter 4 of the story 'I was there...Titanic.'</p> <p>Practice the spellings in the brain warm up</p> <p>Think of 6 adjectives and 6 verbs for the picture.</p> <p>look at the storymap you made yesterday - there is a copy of mine for you to look at if you find it easier.</p> <p>Using the story map practice retelling the newspaper article like we do in class. try and think of some actions to go with it.</p> <p>When you have finished practicing, get somebody to video you, send us the video or put it on Twitter so we can see you!</p>
 RE	<p>L.O: To be able to name and describe the significance of special objects found within Christian churches.</p>	<p>Read through the powerpoint about the special objects we find in churches and their significance to Christians.</p> <p>Your task is to label the special objects on your worksheet and to write a sentence for each explaining their significance.</p>
 DoodleMaths	<p>Log in to Doodle Maths and complete your daily questions. Then, enjoy some free time on Doodle Maths and Doodle Tables.</p>	

Daily Learning tasks – Friday 15.1.21

Subject	Learning objective	Activity
 Miss Burn	<p>L.O: To be able to identify and use verbs in my writing.</p> 	<p>Practise reading our new sound 'ur'. Can you think of any words containing this sound?</p> <p>Today is a big write day.</p> <p>For today's big write I would like you to write a postcard telling a friend about your favourite things to do at the beach.</p> <p>Use the powerpoint to help you to structure the postcard.</p>
 Miss Fergus	<p>Reading Day</p>  <p style="text-align: center;">15.01.21</p>	<p>Phonics - Speed sounds / Phonic activity of the day Front Cover - Remind yourself of the book you have been reading. Clarify - Clarify the recently introduced words and their meaning</p> <p>Today is a reading day. First, I would like you to read your green and red words. Then, read through your book. When you have finished reading, you can complete the activity on the sheet provided. Please complete the following:</p> <p>#describeit #improveit #questionit</p>
 Miss Lonsdale	<p>L.O. To be able to answer questions to check my understanding of a text.</p>  <p style="text-align: center;">15.01.21</p>	<p>Phonics - Speed sounds / Phonic activity of the day Front Cover - Remind yourself of the book you have been reading. Clarify - Clarify the recently introduced words and their meaning Reading - Read your green and red words. Then read the book.</p> <p>Comprehension</p> <p>Answer the questions on the worksheet provided. Use full sentences and a new line for each answer.</p>
	<p>L.O: To become familiar with a wide range of texts.</p> <p style="text-align: center;">Sir Galahad</p>	<p>Look through the lesson slides and complete your spelling test using the words from Monday.</p> <p>Read about legends in the lesson slides. Did you know that Robin Hood is another example of a legend?</p>

Mrs Potter and Mrs Davidson		In your book, answer the question to explain which story you prefer – Sir Galahad or King Arthur. Use the word because in your answer and try to give two reasons why.
 DoodleMaths	Log in to Doodle Maths and complete your daily questions. Then, enjoy some free time on Doodle Maths and Doodle Tables.	
 English	LO: To be able to infer meaning from a picture.	Look at the first picture - write 6 adjectives and 6 verbs to describe it. Read the story starter and look at the picture. Answer the questions about the text. draw a comic strip of 5 or 6 pictures, showing the most exciting, dangerous or interesting journey to school you can imagine?
 Music	LO: To listen with attention to detail and recall sounds with increasing aural memory.	Look through the lesson slides and recap your learning on George Gershwin. Go outside and listen – make a note of what you hear on the chart. Try and recreate these sounds using your voice or body percussion. Look at the slides again and learn about musical motifs. Listen to the clip of the George Gershwin piece again : https://www.bbc.co.uk/teach/ten-pieces/classical-music-george-gershwin-rhapsody-in-blue/zkcy6v4 and listen for musical motifs.
 Purple Mash	Log in to Purple Mash and enjoy some free time!	