














































REMOTE LEARNING 2020/21 – Year 3

The timetable below is provided to ensure that your child can continue to access learning whilst absent from school. Your child's teacher will provide the learning to be completed in the allocated slots on the timetable. If your child is unwell there is no expectation that they complete the activities on this timetable but would do what they can when you feel they are well enough. These continue to be unprecedented times and we must work together to ensure that children's learning continues to progress. As during lockdown, teachers will remain in touch and will respond to any queries you may have. This timetable and accompanied learning is not meant to burden you at home but to provide clarity of what your child is expected to do when unable to access school. Thank you for your support, keep following us on Twitter and together we will continue to make this work.







| | 9.00 - 9.30 | 9.30 - 10.30 | 10.30-11.30 | 11.30 - 12.30 | 12.30-1.30 | 1.30 - 2.30 | 2.30-3.30 |
|-----------|--|--|---|--|--|--|--|
| Monday |  RWI – Phonics/ Reading |  English |  Break Time |  Maths |  Dinner Time |  French |  PSHE |
| Tuesday |  RWI – Phonics/ Reading |  English |  Break Time |  Maths |  Dinner Time |  Art |  PE |
| Wednesday |  RWI – Phonics/ Reading |  Maths |  Break Time |  Comprehension |  Dinner Time |  Science |  History |
| Thursday |  RWI – Phonics/ Reading |  Maths |  Break Time |  English |  Dinner Time |  RE |  DoodleMaths |
| Friday |  RWI – Phonics/ Reading |  DoodleMaths |  Break Time |  English |  Dinner Time |  Music |  Purple Mash |






Daily Learning tasks – Wednesday 6.1.21

| Subject | Learning objective | Activity |
|--|--|--|
|  Miss Burn | <p>L.O. To be able to predict what might happen from details stated and implied.</p>  | <p>Practise reading our new sound 'are'. Can you think of any words containing this sound?</p> <p>Read through the powerpoint. Our new book is called 'Tab the cat'.</p> <p>Look at the front cover and read the story introduction.</p> <p>Using the sheet provided can you write a prediction, answering the question 'Why do you predict that Mum lets Meg get a cat?'</p> |
|  Miss Fergus | <p>L.O. To be able to predict what might happen from details stated and implied.</p>  <p>Powerpoint titled: Read Write Inc 06.01.21 Prediction</p> | <p>Practise reading our new sound. Do you know any other sounds that sound the same?</p> <p>Can you think of any words that contain our sound?</p> <p>Read through the powerpoint. Our new book is called 'The Lion's Paw'.</p> <p>First Page - Talk about the type of book. Is it Fiction or Non-fiction?</p> <p>Second Page - Read the story introduction</p> <p>Third Page - Prediction: What do you predict will happen to Androcles?</p> <p>Using the sheet provided, write your prediction using full sentences.</p> <p>Challenge - #questionit (Ask a question about the book that you would like to find out the answer to)</p> |
|  Miss Lonsdale | <p>L.O. To be able to predict what might happen from details stated and implied.</p>  <p>Powerpoint titled: Read Write Inc 06.01.21 Prediction</p> | <p>Practise reading our new sound. Do you know any other sounds that sound the same?</p> <p>Can you think of any words that contain our sound?</p> <p>Read through the powerpoint. Our new book is called 'Come on, Margo!'</p> <p>First Page - Talk about the type of book. Is it Fiction or Non-fiction?</p> <p>Second Page - Read the book introduction</p> <p>Third Page - Prediction: Who do you think will win the race and why? Use because.</p> <p>Using the sheet provided, write your prediction using full sentences.</p> |







| | | |
|--|--|---|
|  Mrs Potter and Mrs Davidson |  | <p>Look at the PowerPoint</p> <p>You will recognise the format of this lesson as we do it each Monday.</p> <p>Practice the spellings on the first page.</p> <p>Using the reciprocal reading sheet complete the prediction,</p> <p>Now read the text - The Princess and the Pea</p> <p>When you have finished writing your summary and think of some questions you would like to ask about the text. Discuss any words you are not sure about with an adult or email us and we will explain what they mean.</p> |
|  Maths | L.O. To be able to divide by 4. | <p>Look through the powerpoint titled 'Maths - 060121 - Diving by 4'.</p> <p>Can you practise recalling the 4 times table. $1 \times 4 = 4$, $2 \times 4 = 8$ etc.</p> <p>Recap last lessons learning. Can you remember what it means to multiply by 4? Have a go at the example on the slide.</p> <p>Today we are learning how to divide by 4. Look through the powerpoint. Follow the examples to see how we divide by sharing into 4 equal groups.</p> <p>Your task is to look at the representations provided on your worksheet. Can you write a sentence to show the division taking place. For example 24 shared equally between 4 is 6. Can you also write a mathematical statement? For example $24 \div 4 = 6$.</p> |
|  Comprehension | L.O. To be able to answer questions about a familiar text. | <p>Read the text title 'Titanic Comprehension Activity'.</p> <p>Once you feel you have read and understood the text answer the questions provided in full sentences.</p> |
|  Science | To understand how things move on different surfaces. | <p>Read through the powerpoint – it is all about forces! Watch the video and then plan your investigation. Make a prediction first. Then slide a car using equal push force along the different surfaces and measure how far it travels. What did you find out?</p> |
|  History | To recall facts about a certain event from history. | <p>We begin our topic on The Edwardians this week. As part of our learning, we will be investigating the Titanic. Log in to Purple Mash and complete the quiz in your 2do's. The quiz asks you to do research first. DO NOT DO THIS! We would like to see how much you already know. We will complete the quiz again at the end of the half term.</p> <p>When you have finished, write a list of all the things you would like to know about The Edwardians and the Titanic.</p> |







Daily Learning tasks – Thursday 7.1.21

| Subject | Learning objective | Activity |
|--|--|---|
|  Miss Burn | Reading Day  | Practise reading our new sound 'are'. Can you think of any words containing this sound? Today is reading day. Green words - Practise reading the green words on the powerpoint titled 'RWI - 070121 - Tab the Cat Reading Day'. Red words - Practise reading the red words on the powerpoint. Today I would like you to spend time reading our new book using the next slides. Think about these things while reading... prediction, clarify, question and summarise. If you finish reading the book, read it again. This time, can you read any words without sounding them out? |
|  Miss Fergus | Reading Day  Powerpoint titled: Read Write Inc 07.01.21 Reading Day | Practise reading our new sound 'au'. Can you think of any words containing this sound? Today is reading day. Remind yourself of the book from the powerpoint. Green words - Practise reading the green words on the powerpoint. Red words - Practise reading the red words on the powerpoint. Clarify - There are a few words that you might be unfamiliar with so before you read the book read the words and their meaning on the powerpoint provided. Today I would like you to spend time reading our new book using the next slides. Think about these things while reading... prediction, clarify, question and summarise. If you finish reading the book, read it again. This time, can you read the book with more fluency and expression? I have also provided you with a powerpoint page of all of the unfamiliar words that may come up in our book and what each of those words mean. Challenge - #findit Can you identify and find the verbs within the story? |
|  Miss Lonsdale | Reading Day  Powerpoint titled: Read Write Inc 07.01.21 Reading Day | Practise reading our new sound 'are'. Can you think of any words containing this sound? Today is reading day. Remind yourself of the book from the powerpoint. Green words - Practise reading the green words on the powerpoint. Red words - Practise reading the red words on the powerpoint. Clarify - There are a few words that you might be unfamiliar with so before you read the book read the words and their meaning on the powerpoint provided. Today I would like you to spend time reading our new book using the next slides. Think about these things while reading... prediction, clarify, question and summarise. If you finish reading the book, read it again. This time, can you read any words without sounding them out? I have also provided you with a powerpoint page of all of the unfamiliar words that may come up in our book and what each of those words mean. Challenge - #findit Can you identify and find the verbs within the story? |

| | | |
|--|--|---|
|  Mrs Potter and Mrs Davidson |  | <p>Look at the PowerPoint</p> <p>You will recognise the format of this lesson as we do it most Tuesdays.</p> <p>Answer the question about the text in full sentences.</p> |
|  Maths | <p>L.O. To be able to multiply by 8.</p> | <p>Look through the powerpoint titled 'Maths - 070121 - Multiplying by 8'.</p> <p>Can you practise recalling the 4 times table. $1 \times 4 = 4$, $2 \times 4 = 8$ etc.</p> <p>Recap last lessons learning. Can you remember what it means to divide by 4? Have a go at the example on the slide.</p> <p>Build it - Today we are learning how to multiply by 8. Look at the number square with the 4 times tables highlighted. Which of these numbers is also in the 8 times table? What do you notice?</p> <p>Story it - Look at the array. This represents a multiplication from the 8 times table. There are 3 equals groups of 8. $8 + 8 + 8 = 24$. $3 \times 8 = 24$. Use this example to work through the next 2 slides.</p> <p>For your task today you have got a worksheet of mathematical statements from the 8 times table. Can you draw an array to represent these statements and then use the array to help you work out the answer to the multiplication statement.</p> |
|  English | <p>To write a newspaper report.</p> | <p>Look through the powerpoint. Your task is to write a newspaper report about When Santa Got Stuck Up The Chimney. There is a template you can use to complete your work on word, or write it on paper. It's up to you!</p> |
|  RE | <p>L.O. To be able to explain what we already know about Christian churches.</p> | <p>Look at the powerpoint titled 'RE - Thursday - Christian Church'.</p> <p>This half term in RE we are going to be continuing to learn about Christianity. We will be specifically looking at the question 'What can we learn about Christians worship and beliefs by visiting churches?'</p> <p>Your task today is to fill in the spider diagram provided with any information or pictures explaining what you already know about the Christian Church.</p> <p>After this read the next slide and if possible the 2 videos provided. Can you write 3 new things you have learnt about Christian churches that you didn't know before?</p> |
|  DoodleMaths | <p>Log in to Doodle Maths and complete your daily questions. Then, enjoy some free time on Doodle Maths and Doodle Tables.</p> | |

Daily Learning tasks – Friday 8.1.21

| Subject | Learning objective | Activity |
|--|---|---|
|  Miss Burn | <p>L.O. To be able to answer questions about a familiar text.</p>  | <p>Practise reading our new sound 'are'. Can you think of any words containing this sound?</p> <p>Today is comprehension day.</p> <p>Spend the first 10 minutes of today's lesson reading our book 'Tab the cat' using the powerpoint titled 'RWI - 080121 - Tab the Cat Comprehension'.</p> <p>Then, using the worksheet provided answer the questions in full sentences. Sentence starters have been provided on the powerpoint for you.</p> |
|  Miss Fergus | <p>SPaG Activities - Linked to book</p>  | <p>This is the last day of our sound 'au'</p> <p>Today I would like you to write your own sentence using at least 2 words containing the 'au' sound.</p> <p>Spend the first 15 minutes of today's lesson reading the green and red words on from the powerpoint and then reading your book. Before you read your book 'The Lion's Paw' Remind yourself of some of the unfamiliar words you read yesterday and what those words mean. Then read our book using the pages provided on the powerpoint.</p> <p>Activity:</p> <p>#improveit - I have provided you with a sentence from the book. Can you improve this sentence by adding or changing any of the verbs, adjectives or adverbs?</p> <p>#describeit - I have provided you with a picture from the book. Can you describe what is happening in that picture using verbs, adjectives and adverbs?</p> <p>Possessive apostrophe activity - I have provided you with a paragraph linked to our book. Can you place the possessive apostrophes in the correct place. Remember a possessive apostrophe is used when something belongs to a person or a place.</p> |
|  Miss Lonsdale | <p>L.O. To be able to answer questions to show our understanding of a text.</p>  | <p>This is the last day of our sound 'are'</p> <p>Today I would like you to write your own sentence using at least 2 words containing the 'are' sound.</p> <p>Comprehension Day</p> <p>Spend the first 15 minutes of today's lesson reading the green and red words on from the powerpoint and then reading your book. Before you read your book 'Come on, Margo!' Remind yourself of some of the unfamiliar words you read yesterday and what those words mean. Then read our book using the pages provided on the powerpoint.</p> |

| | | |
|---|---|---|
| | | Then, using the worksheet provided answer the questions in full sentences. Sentence starters have been provided on the powerpoint for you. |
|  Mrs Potter and Mrs Davidson |  | <p>Today you do not need to look at the powerpoint.</p> <p>The Princess and the Pea is a fairy tale. Do you know any other fairy tales?</p> <p>What do they all have in common? Which one is your favourite? Why?</p> <p>Write a fairy tale that you already know for us, take a picture and email it so we can read it. We would love to read it out to the children in school.</p> <p>Don't forget to include adjectives (describing words - small, magnificent, creepy, verbs (doing words - jump, roll, spin), adverbs (describe the verbs - slowly, carefully, silently).</p> |
|  DoodleMaths | Log in to Doodle Maths and complete your daily questions. Then, enjoy some free time on Doodle Maths and Doodle Tables. | |
|  English | To make sensible predictions about a text. | We are beginning our Titanic voyage with 'I Was There, Titanic' By local author, Margi McAllister. Start by looking through the power point. In this lesson you will make predictions about what you think the text is going to include! |
|  Music | To listen to and appreciate music from great composers throughout history. | Look through the powerpoint and learn all about George Gershwin. Watch the two videos on the BBC Ten Pieces site following the links in the powerpoint. Your task is to draw a busy city like George Gershwin was trying to show. |
|  Purple Mash | Log in to Purple Mash and enjoy some free time! | |