



REMOTE LEARNING 2020/ 2021 - Reception



The overview below is provided to ensure that your child can continue to access learning whilst absent from school. Your child's teacher will provide the learning to be completed in the allocated slots on the timetable. If your child is unwell there is no expectation that they complete the activities on this timetable but would do what they can when you feel they are enough.




These continue to be unprecedented times and we must work together to ensure that children's learning continues to progress.









As during lockdown, teachers will remain in touch and will respond to any queries you may have. This timetable and accompanied learning is not meant to burden you at home but to provide clarity of what your child is expected to do when unable to access school.







Thank you for your support, keep following us on Twitter and together we will continue to make this work.

HOW WE STRUCTURE OUR DAY AT SCHOOL

09:00 - 09:30	09:30-09:50	09:50-10:10	10:10-11:10	11:10-11:40	11:40-1:00	1:00-1:30	1:30-2:50	2:50-3:00
Self registration Reading books Word wallet time	Session 1 (see below)	Milk & Snack Story / Numberblocks / Pobble Talk Time	Child Initiated learning time including Rainbow Challenges Completion of adult led activities.	Session 2 (see below)	Lunch & Outdoor play  Playtime	Session 3 (see below)	Child Initiated learning time including Rainbow Challenges Completion of adult led activities	Story time  Reading

	Session 1	Session 2	Session 3	
Self Registration	Monday			Rainbow Challenges
Everyday - use your whiteboards to write your name daily. Making sure you start and finish each letter at the right place.	 Maths	 Phonics	 Talk for Writing	
	This week we are learning all about the numbers that make up 5. Today we are going to watch Miss Cooper from	Using the sounds from your word wallet- just like we do with your magnetic letters on the boards at school and see if you can make	Watch the video and join in as we start to learn a new story . Can you make a list of the animals in the story?	Roll a Spider- Roll the dice and draw the matching part. Roll again until your spider is complete.

	<p>White Rose maths singing a Number song that we use in class - 5 Currant Buns.</p> <p>Then can you sing any one less song at home and record them for us to see?</p> <p>Use the five frame and counters we are sending home to show one less each time.</p>	<p>and read the following words.</p> <p>red, run ,rat, jog, jet ,jam, vet, yap ,yes, yet, yum, web, win</p> <p>Now we are going to practice the sound u u umbrella.</p> <p>down and under, up to the top and draw the puddle.</p>	<p>Do you know the initial (first sound) or can you write the sounds in each word?</p> <p>Don't forget to use your Fred fingers for spelling.</p>	
	Tuesday			
 <p>Doodle Maths</p>	 <p>Maths</p>	 <p>Phonics</p>	 <p>Physical Development</p>	
	<p>Today with Miss Cooper we are looking at Number 0</p> <p>What is zero? What is not zero?</p> <p>Use your home learning log to record your pictures.</p>	<p>Today we will be looking at initial sounds. Have a look at the pictures on the sheet. What sound do you hear first? Write it down in the box underneath.</p> <p>Now we are going to practice the sound i i insect.</p> <p>Down the body, dot for the head.</p>	<p>Today you will need a balloon to complete your PE lesson</p> <p>Watch the video and see if you can balloon blast!</p> <p>We would love to see you in action - why not upload it to Tapestry for us to see.</p>	<p>Find It!</p> <p>Play a game of find it - you will need a dice and a coloured counters (or pens) to cover up each number as you find it!</p>
 <p>Handwriting</p>	Wednesday			
	 <p>Maths</p>	 <p>Phonics</p>	 <p>Understanding the World</p>	

	<p>Miss Cooper has made up a new game for you to play today. You will need 5 pairs of rolled up socks to make balls and a target - this might be a paper bin or a washing up basket. Watch the session 3 video and she will tell you what to do.</p> <p>Get your grown ups to join in - who is the winner?</p>	<p>Can you sound out the pictures using the sounds you already know?</p> <p>Now we are going to practice the sound n n net. Down Noddy and over his net.</p>	<p>https://www.bbc.co.uk/bitesize/clips/z44g9j6</p> <p>Can you raid your recycling box and make a junk model minibeast?</p>	<p>Egg Box Fill</p> <p>Use an egg box -(if you haven't got an egg box, you could draw a 10 frame on a piece of paper) Roll a dice then fill your egg box with small toys. How many more do you need to fill your 10 frame? Keep going until you fill it - play with another person in your family - who will fill their egg box first?</p> 
	Thursday			
 Spellings	 Maths	 Phonics	 Expressive Arts & Design	
	<p>Today Miss Cooper is going to be playing a game with some animals - you will need the comparison cards that we are sending out - you will need to cut them up - who will win with the most cards?</p>	<p>Say the sounds in the words and see if you can draw a line to match them to the right picture.</p> <p>Now we are going to practice the sound f f flower. down the stem and draw the leaves.</p>	 Complete your Purple Mash 2Do - Design a Minibeast.	<p>What minibeasts can you see in the picture? Are there any you don't know? Can you try and find out what they are?</p>

Friday



Maths



Phonics



PSED



Doodle Maths

Today Miss Cooper is going to be looking at sharing objects between some friends.

You could use some of your favourite teddies, some sweets or buttons and make a picnic for your toys.

How can you make it fair?

Ready to place a game of CVC bingo? Watch the video that we have emailed to you and put on Tapestry.

Now we are going to practice the sound e e egg.

Lift off the top and scoop out the egg.



<https://online.espresso.co.uk/espresso/login/Authn/UserPassword>

Login using these details

Username:

student24971

Password: newyork

SCRAPS PHONICS - Phase 2/3

https://central.espresso.co.uk/espresso/primary_uk/subject/module/frontscreen/item61932/grade/index.html

SEAL Going for Goals - I am good at ... Giraffes Can't Dance.

<https://drive.google.com/file/d/1L6wKB3TX5EBP3kkQSRpDvXUv3jqUQn5s/view?usp=sharing>

Talk with your families about something you are really good at - can you use the sheet to record (by drawing a picture) and having a go at writing - what you are really good at.

Ask a grown up to cut out the sentences below - together read the sentences and then carry out the instruction

Could you involve all of your household and get them to join in?

<https://youtu.be/08AlvWfmJlo>

Daily Learning tasks



Physical Development

Access some of our favourite physical activities

DAILY DASH - Get outside and run around your garden or a safe outdoor space - can you increase the number of laps you do each day?

GoNoodle

<https://family.gonoodle.com>



<https://www.jumpstartjonny.co.uk/free-stuff>



EXERCISE

Andy's Wild Workouts

<https://www.bbc.co.uk/programmes/p06tmmvz>



Oti's Boogie Beebies

<https://www.bbc.co.uk/iplayer/episode/m000jzj3/otis-boogie-beebies-series-1-6-full-steam-ahead>



Cosmic Yoga - found on Youtube or www.cosmickids.com ideal for when you need time to chill out or quiet down.



Let's get technical



Log onto to Doodle Maths and complete your 5 a day.



Log onto Purple Mash and complete your 2Do



Log onto Discovery Education Espresso and play some of the Maths / Scraps Phonics Games.
Username: **student24971** Password: **newyork**



Click onto Phonics Play and have a play of some of the Phase One & Phase 2 free games.



Click onto BBC Bitesize Phonics to watch some of the Phase 2 videos. <https://www.bbc.co.uk/bitesize/topics/zcqqtftr>



Go online to Cbeebies (or download the app if you have a tablet) and choose Numberblocks or Alphablocks activities
<https://www.bbc.co.uk/cbeebies/shows/numberblocks>
<https://www.bbc.co.uk/cbeebies/shows/alphablocks>



Reading

Please try to share a book every day.

Make a prediction – Look at the front cover. What do you think this book will be about? What do you think will happen next?

Part way through the story stop reading and ask your child to tell you what they think might happen next or draw you a picture of what they think will happen

Clarify – Are there any words that you haven't heard before? What do you think they mean? Can we think of another word that means the same thing? Should we find a picture of one?

Questioning – Why did they say that? What might they be feeling? How do you know?

Summarise – What has just happened on this page/in this story? What has happened so far? Retell the story in your own words or draw your favourite part of the story.



Make your Mark


Everyday use your name card and whiteboard to practice writing your name - starting with your first name - making sure that you start each letter in the right place.

Why not use your whiteboard to practice writing the sounds we have learnt so far saying the Read Write Inc letter formation sayings (see attached)

Use the sound cards in your word wallet to make the words included.

Red Rainbow Challenge

Roll a spider



Draw the web



Draw the body



Draw the head




Draw the eyes



Draw the legs




Draw a fly!





Orange Rainbow Challenge

Find it!



Carole Fullerton 2013

Roll the dice.
Find the same number of dots. Cover it in your colour of counter.
Give your partner a turn.
3 in a line in your colour wins!



Green Rainbow Challenge



What minibeasts can you see in the picture? Are there any you don't know? Can you try and find out what they are?



Blue Rainbow Challenge

I can hop.

I can skip.

I can jump.

I can look.

I can sit.

I can sing.

I can stamp.

I can jog.

I can stomp.

I can dance.

Week commencing 11th January 2020

I can write a list H M I

⇒ I can say the sounds in the word

⇒ I can write down the sounds I can hear in the word.

