






<p><u>Written Work</u> Last week we looked at multiplying, this week we are looking at dividing. Division is the inverse of multiplication. Follow the White Rose Maths work and watch the Powerpoints to help you.</p> <p><u>Doodle Maths</u> Remember to login to Doodle Maths (every day if possible) and also use your Doodle Tables.</p> <p><u>Hit the Button</u> Hit the Button is a great website to use to practise your times tables and you can challenge someone in your house to a game!</p> <p><u>Activity Mat</u> Try the Maths Activity Mat to keep your maths knowledge up to date!</p> <p><u>Maths Meeting</u> We will send another Maths Meeting for you to have a go at - you just need to watch the video and complete the activities in your learning books.</p>	<p><u>History</u></p> <p><u>WW2 - The Blitz</u> From September 1940 to May 1941, Britain was bombed heavily by enemy planes. That time is called 'The Blitz'. During the Blitz, it was very dangerous to live in cities because that's where most of the bombs were dropped. So, many children were sent off to live in the countryside where it was safer. We will learn about this next week - Evacuees.</p> <p>Read through the PPT, factsheet and watch https://www.bbc.co.uk/teach/class-clips-video/history-ks2-the-blitz/zm22jhv</p> <p>Task : Write a non-chronological report entitled - The Blitz. Think carefully about your sub-headings....</p>	<p><u>English</u></p> <p>Monday - Pobble 365 – Stampede - Lots of lovely writing for you to try based on this weeks image.</p>  <p>Tuesday 10 Word Writing Challenge - Can you write a silly story? Reading Plus - We are keeping a close eye on your usage so remember to log in and check for any messages! Wednesday - Purple Mash - Log on and complete this weeks Grammar activities. Thursday - Spellings - Five spellings to practice, practice, practice... Thursday - Letters from the Lighthouse by Emma Carroll. Watch the video of Chapter 1 then complete the written tasks. Friday - Letters from the Lighthouse by Emma Carroll. Watch the video of Chapter 2 then complete the written tasks.</p>
<p>Science</p>	<p>Year 5 Home Learning</p>	<p>PSHE</p>

<p>In Science, we are researching the work of Isaac Newton. At some point this week, safely use the internet to carry out some research on him and his discovery.</p>  <p>What did he find out? What made him famous? Can you find anything about his life? Can you find some interesting facts?</p>	<p style="text-align: center;">World War 2</p>  <p style="text-align: center;">SPRING TERM Week 4</p> <p style="text-align: center;">Remember: Logon to Doodle Maths, Reading Plus, Accelerated Reader and Purple Mash</p>	<p>In PSHE, we are thinking about the importance of mental health and how to look after our mental health. Look through the teaching slides and then write some ideas in your book about different ways to help those who are feeling isolated and lonely. We talked about some ideas in our Live Lesson.</p> <p>Use your ideas to create a poster or information leaflet, raising awareness of loneliness and mental health.</p>
--	---	---

		<p>You could do this in your books or on the computer.</p> <p>What advice would you offer to people in need?</p>
<p>Art</p>	<p>French</p>	<p>PE</p>
<p><u>The Blitz</u></p> <p>Follow the step by step instructions to make a Blitz scene.</p> 	<p>In French, we are learning about food and drink.</p> <p>Look at the teaching slide to learn about the different food in French.</p>  <p>From your learning so far, create a cafe menu - including food and drink. Write the names of the food in French and draw a picture to remind yourself of these.</p>	<p>Have a look at the Gymnastics @ Home document.</p> <p>See if you can challenge yourself to do any of the jumps or leaps - inside or outside your home!</p> <p>If you can access the internet, visit https://ntgoal.org.uk/jumps-leaps/ to watch the videos and see some further steps.</p> <p>How far can you jump?</p> <p>How high can you jump?</p> <p>Can you make a shape when you jump?</p>